



# January 2022 Shelter Report



## Total Live Animal Admission – January 2022

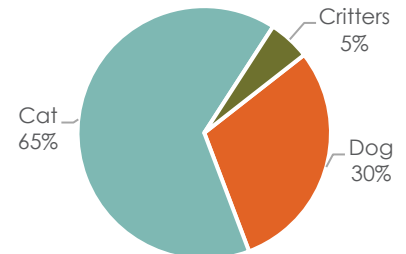
### Animals Admitted

During January, 151 animals were admitted. Of the animals taken in, 29.8% were dogs and 64.9% were cats.

Animal	Jan 2022	Jan 2021	Jan 2020
Dog	45	101	95
Cat	98	97	90
Other	8	0	6
<b>Total</b>	<b>151</b>	<b>198</b>	<b>191</b>

*Above data excludes Clinic and Service Intake data*

### Animals Admitted: January 2022

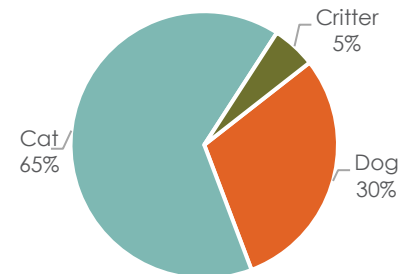


## Total Live Animal Admission – Year-to-Date 2022

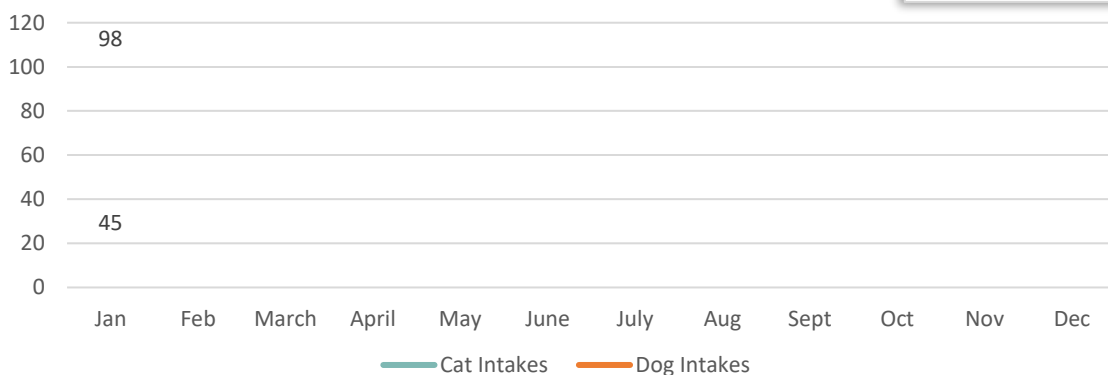
### Animals Admitted

So far in 2022, 151 animals have been admitted. Of the 151 animals taken in, 29.8% were dogs, 64.9% were cats, and 5.3% were critters – primarily guinea pigs.

### Animals Admitted: YTD 2022



### Animals Admitted: 2022 Monthly Intake



Animal	YTD 2022	YTD 2021	YTD 2020
Dog	45	101	95
Cat	98	97	90
Other	8	0	6
<b>Total</b>	<b>151</b>	<b>198</b>	<b>191</b>

*Above data excludes Clinic and Service Intake data*

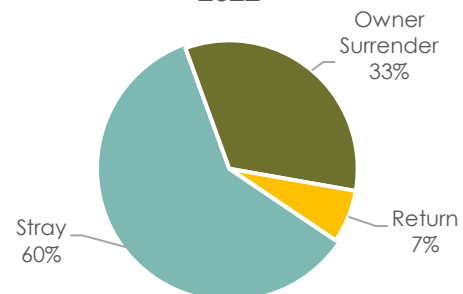


## Sheltered Dog Intake – January 2022

### Sheltered Dog Intakes

There were 45 live dogs admitted to the shelter in January: 60.0% were strays, and 33.3% were owner surrenders.

Sheltered Dog Intakes: January 2022



Dog Intake Reason	Jan 2022	Jan 2021	Jan 2020
Stray	27	31	32
Transfer In	0	55	49
Owner Surrender	15	12	6
Return	3	3	8
Seized/Custody	0	0	0
<b>Total</b>	<b>45</b>	<b>101</b>	<b>95</b>

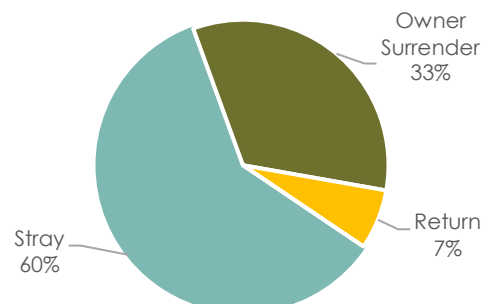
*Above data excludes Clinic and Service Intake data*

## Sheltered Dog Intake – Year-to-Date 2022

### Sheltered Dog Intakes


So far in 2022, there have been 45 live dogs admitted to the shelter: 60.0% were strays, and 33.3% were owner surrenders.

Sheltered Dog Intakes: YTD 2022



Dog Intake Reason	YTD 2022	YTD 2021	YTD 2020
Stray	27	31	32
Transfer In	0	55	49
Owner Surrender	15	12	6
Return	3	3	8
Seized/Custody	0	0	0
<b>Total</b>	<b>45</b>	<b>101</b>	<b>95</b>

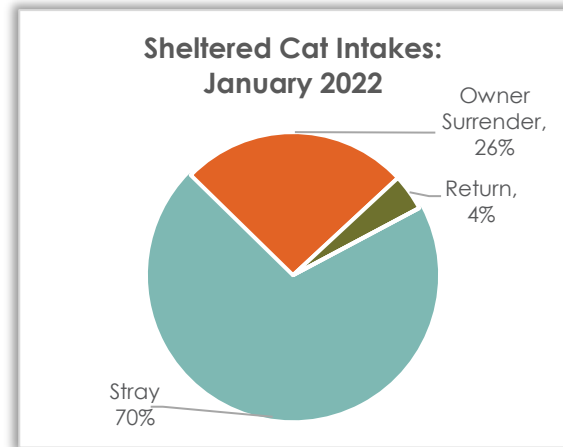
*Above data excludes Clinic and Service Intake data*



## Sheltered Cat Intake – January 2022

### Sheltered Cat Intakes

There were 98 live cats admitted to the shelter in January: 63.3% were strays, 19.4% were owner surrendered, and 12.2% were transferred in from other shelters/rescues.



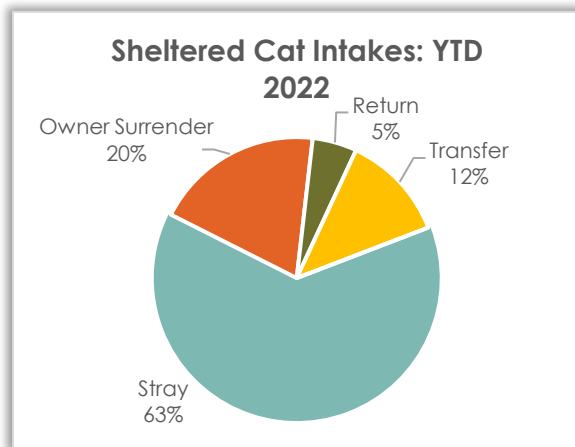
Cat Intake Reasons	Jan 2022	Jan 2021	Jan 2020
Stray	62	68	60
Owner Surrender	19	25	26
Return	5	4	4
Transfer	12	0	0
Seized/Custody	0	0	0
<b>Total</b>	<b>98</b>	<b>97</b>	<b>90</b>

*Above data excludes Clinic and Service Intake data*

## Sheltered Cat Intake – Year-to-Date 2022

### Sheltered Cat Intakes

There were 98 live cats admitted to the shelter so far this year - 63.3% were strays, 19.4% were owner surrendered, and 12.2% were transferred in from other shelters/rescues.



Cat Intake Reasons	YTD 2022	YTD 2021	YTD 2020
Stray	62	68	60
Owner Surrender	19	25	26
Return	5	4	4
Transfer	12	0	0
Seized/Custody	0	0	0
<b>Total</b>	<b>98</b>	<b>97</b>	<b>90</b>

*Above data excludes Clinic and Service Intake data*



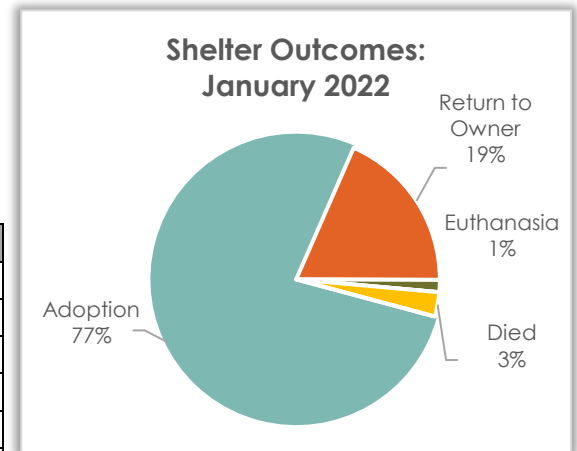
# January 2022 Shelter Report



## Shelter Animal Outcome – January 2022

During January, a total of 146 pets went home again; 113 pets were adopted, and 27 were returned to their owner.

Outcome Breakdown	Jan 2022	Jan 2021	Jan 2020
Adoption	113	159	136
Return to Owner	27	26	34
Euthanasia	2	4	8
Transfer Out	0	0	1
Died	4	2	0
DOA	0	0	0
<b>Total</b>	<b>146</b>	<b>191</b>	<b>179</b>

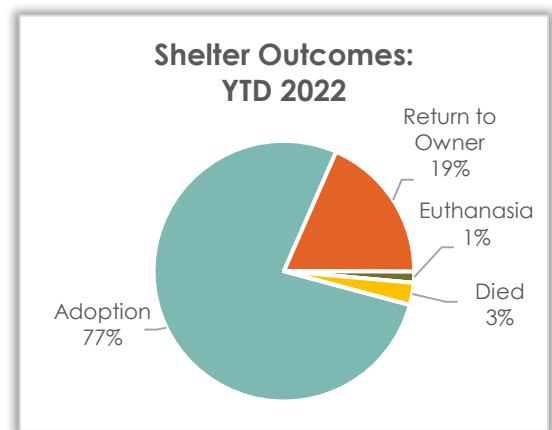


*Above data excludes Clinic and Service Outcome data*


## Shelter Animal Outcome – YTD 2022

So far this year a total of 146 pets went home again; 113 pets were adopted, and 27 were returned to their owner.

Outcome Breakdown	YTD 2022	YTD 2021	YTD 2020
Adoption	113	159	136
Return to Owner	27	26	34
Euthanasia	2	4	8
Transfer Out	0	0	1
Died	4	2	0
DOA	0	0	0
<b>Total</b>	<b>146</b>	<b>191</b>	<b>179</b>



*Above data excludes Clinic and Service Outcome data*



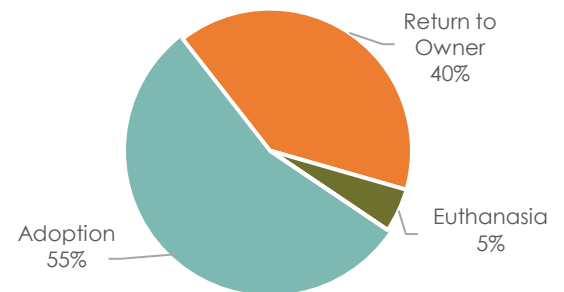
## Sheltered Dog Outcome – January 2022

### Sheltered Dog Outcomes

Outcomes in January for dogs admitted to the shelter were primarily adoption (55.0%) and return to owner (40.0%).

Dog Outcome	Jan 2022	Jan 2021	Jan 2020
Adoption	22	57	45
Return to Owner	16	19	22
Euthanasia	2	3	3
Transfer Out	0	0	1
Died	0	0	0
DOA	0	0	0
<b>Total</b>	<b>40</b>	<b>79</b>	<b>71</b>

Sheltered Dog Outcomes:  
January 2022



*Above data excludes Clinic and Service Outcome data*

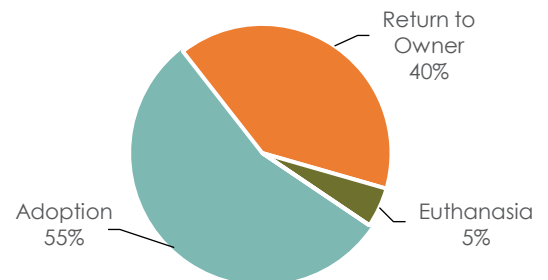
## Sheltered Dog Outcome – Year-to-Date 2022

### Sheltered Dog Outcomes

Outcomes so far this year for sheltered dogs were primarily adoption (55.0%) and return to owner (40.0%).

Dog Outcome	YTD 2022	YTD 2021	YTD 2020
Adoption	22	57	45
Return to Owner	16	19	22
Euthanasia	2	3	3
Transfer Out	0	0	1
Died	0	0	0
DOA	0	0	0
<b>Total</b>	<b>40</b>	<b>79</b>	<b>71</b>

Sheltered Dog Outcomes: YTD  
2022



*Above data excludes Clinic and Service Outcome data*

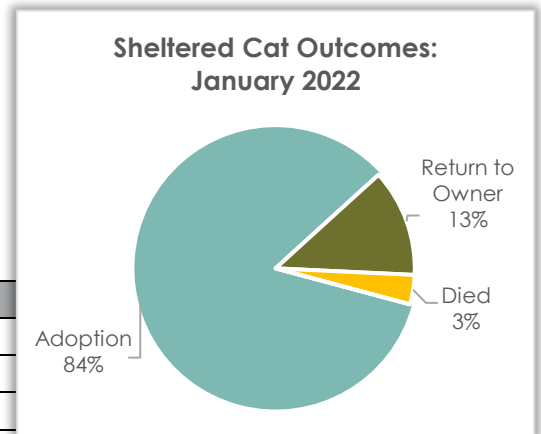


## Sheltered Cat Outcome – January 2022

### Sheltered Cat Outcomes

Outcomes in January for cats admitted at the shelter were primarily adoption (84.1%) and return to owner (12.5%).

Cat Outcome	Jan 2022	Jan 2021	Jan 2020
Adoption	74	100	90
Euthanasia	0	1	5
Return to Owner	11	7	12
Died	3	2	0
Transfer Out	0	0	0
DOA	0	0	0
<b>Total</b>	<b>88</b>	<b>110</b>	<b>107</b>



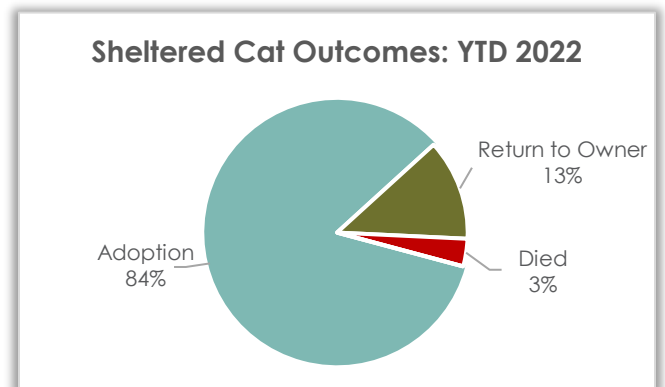
*Above data excludes Clinic and Service Outcome data*

## Sheltered Cat Outcome – Year-to-Date 2022

### Sheltered Cat Outcomes

Outcomes so far this year for sheltered cats were primarily adoption (84.1%) and return to owner (12.5%).

Cat Outcome	YTD 2022	YTD 2021	YTD 2020
Adoption	74	100	90
Euthanasia	0	1	5
Return to Owner	11	7	12
Died	3	2	0
Transfer Out	0	0	0
DOA	0	0	0
<b>Total</b>	<b>88</b>	<b>110</b>	<b>107</b>



*Above data excludes Clinic and Service Outcome data*



## Clinic Operations – January 2022

### Clinic – Client Metrics

Clinic Clients	Jan 2022	Jan 2021	Jan 2020
Public Clients	20	36	88
A Little R&R Animal Sanctuary	6	0	0
Albert's Dog Lounge	0	0	0
Care for Pets	26	0	40
Catatarum	0	0	1
Community Cat	1	0	3
Greener Pastures	0	0	12
HSSW	67	5	92
Katie's Lane Animal Rehab & Rescue	2	0	0
PAWS Humane Society	7	0	0
Targeted TNR	6	0	0
Touched by a Paw	5	0	6
<b>Total</b>	<b>140</b>	<b>41</b>	<b>242</b>

### Clinic - Spay/Neuter Surgeries Totals

#### Jan 2022

	Dog	Cat	Rabbit	
Spay	18	68	0	86
Neuter	16	38	0	54
<b>Total</b>	<b>34</b>	<b>106</b>	<b>0</b>	<b>140</b>

#### Jan 2021

	Dog	Cat	Rabbit	
Spay	1	13	0	14
Neuter	1	24	2	27
<b>Total</b>	<b>2</b>	<b>37</b>	<b>2</b>	<b>41</b>

#### Jan 2020

	Dog	Cat	Rabbit	
Spay	18	105	0	123
Neuter	24	95	0	119
<b>Total</b>	<b>42</b>	<b>200</b>	<b>0</b>	<b>242</b>



# January 2022 Shelter Report



## Clinic – Vaccine Totals

Vaccines	Administered Jan 2022	Administered Jan 2021	Administered Jan 2020
Bordetella - Oral	36	0	2
DA2PP	61	0	16
DA2PP/Lepto	0	0	2
FVRCP	59	16	80
Rabies (1-year)	101	33	132
Rabies (3-year)	26	0	4
<b>Total</b>	<b>283</b>	<b>49</b>	<b>236</b>

## Clinic – Service Totals

Services	Provided Jan 2022	Provided Jan 2021	Provided Jan 2020
Certified Veterinary Inspection (CVI)	2	0	2
Cherry Eye Repair	0	0	2
Clip and Clean Wounds	0	0	1
Cryptorchid Surgery	1	0	0
Dental Prophylaxis	0	0	2
Ear Cleaning	0	1	7
Ear Tip	7	2	0
Exam, Physical	2	0	4
Eye Enucleation	0	0	1
Fecal Test	2	0	7
FelV/FIV Test	10	0	6
Heartworm Test	0	0	1
Idexx Snap 4Dx Test	4	0	1
Mass Removal	0	0	1
Microchip Insertion	13	0	16
Miscellaneous	1	1	1
Nail Trim	2	0	31
Suture/Staple Removal	1	0	0
Urinalysis	0	0	3
<b>Total</b>	<b>45</b>	<b>4</b>	<b>86</b>