



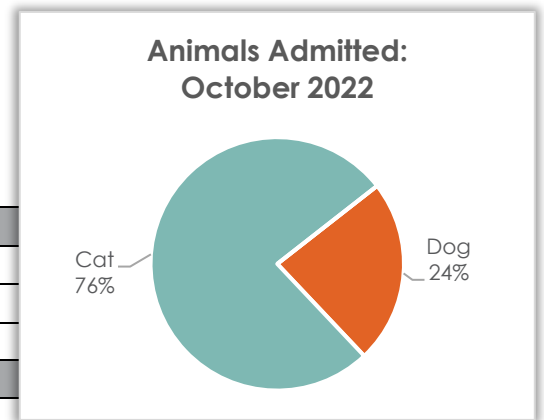
Total Live Animal Admission – October 2022

Animals Admitted

During October, 285 animals were admitted. Of the animals taken in, 23.5% were dogs and 76.5% were cats.

Animal	October 2022	October 2021	October 2020
Dog	67	85	120
Cat	218	186	198
Other	0	3	4
Total	285	274	322

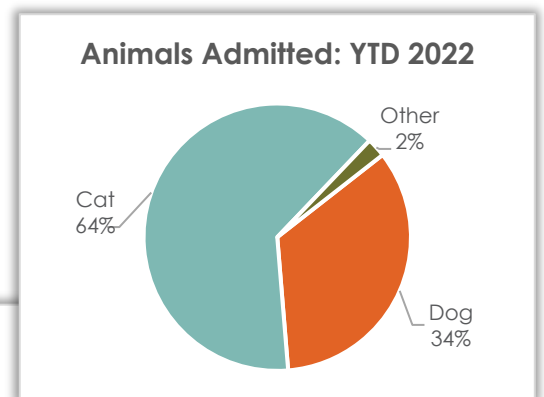
Above data excludes Clinic and Service Intake data



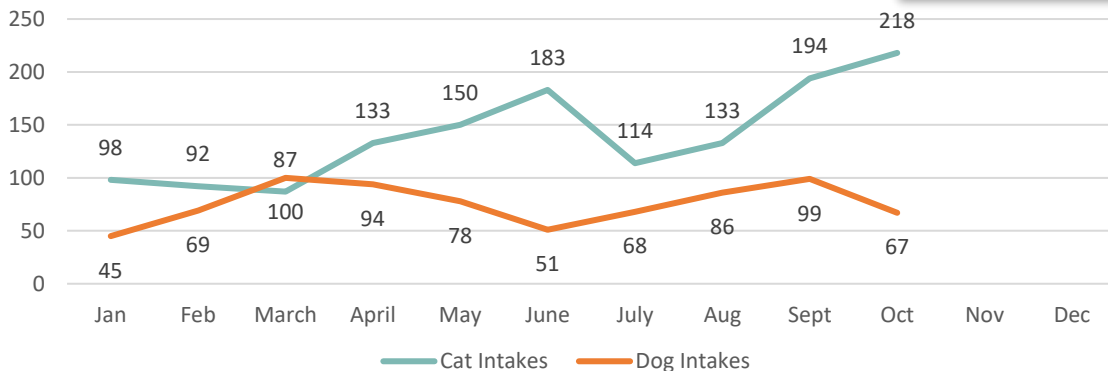
Total Live Animal Admission – Year-to-Date 2022

Animals Admitted

So far in 2022, 2,210 animals have been admitted. Of the 2,210 animals taken in, 34.3% were dogs and 63.4% were cats. Other intakes (2.3%) were other pets – primarily guinea pigs and rabbits.



Animals Admitted: 2022 Monthly Intake



Animal	YTD 2022	YTD 2021	YTD 2020
Dog	757	894	810
Cat	1,402	1,470	1,387
Other	51	58	36
Total	2,210	2,422	2,233

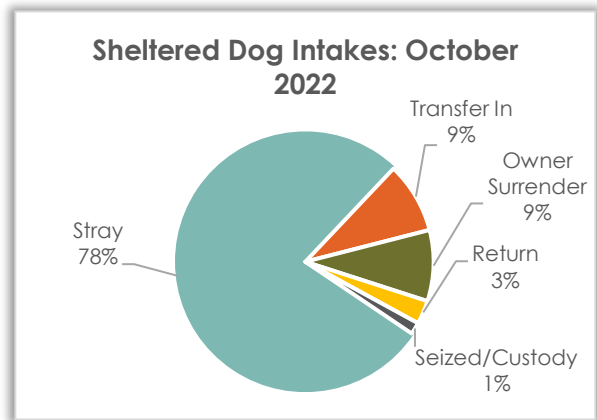
Above data excludes Clinic and Service Intake data



Sheltered Dog Intake – October 2022

Sheltered Dog Intakes

There were 67 live dogs admitted to the shelter in October: 77.6% were strays, 9.0% were owner surrenders, and 9.0% were transferred in from other shelters and/or rescues.



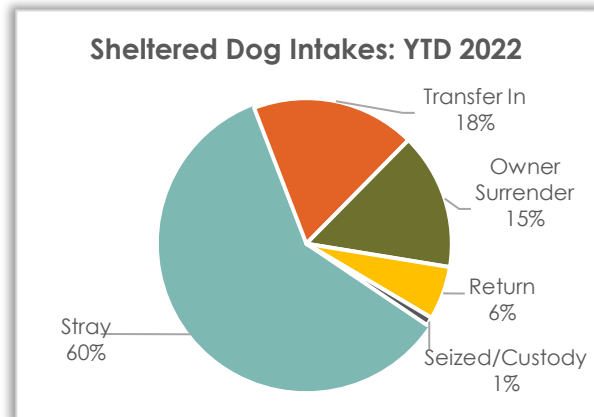
Dog Intake Reason	October 2022	October 2021	October 2020
Stray	52	46	39
Transfer In	6	27	57
Owner Surrender	6	8	6
Return	2	4	10
Seized/Custody	1	0	8
Total	67	85	120

Above data excludes Clinic and Service Intake data

Sheltered Dog Intake – Year-to-Date 2022

Sheltered Dog Intakes

So far in 2022, there have been 757 live dogs admitted to the shelter: 59.7% were strays, 15.2% were owner surrenders, and 18.2% were transferred in from other shelters and/or rescues.



Dog Intake Reason	YTD 2022	YTD 2021	YTD 2020
Stray	452	384	420
Transfer In	138	326	253
Owner Surrender	115	102	82
Return	45	66	39
Seized/Custody	7	16	16
Total	757	894	810

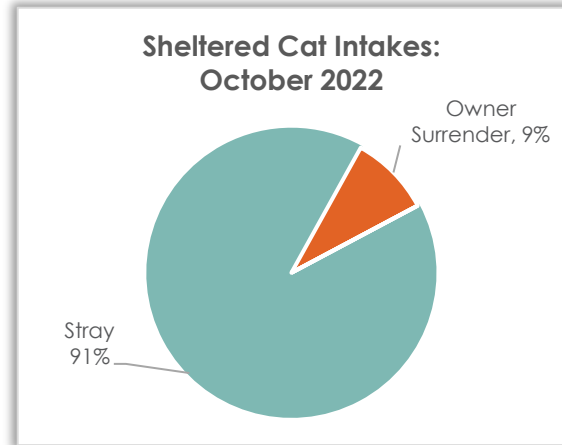
Above data excludes Clinic and Service Intake data



Sheltered Cat Intake – October 2022

Sheltered Cat Intakes

There were 218 live cats admitted to the shelter in October: 89.8% were strays and 10.1% were owner surrendered.



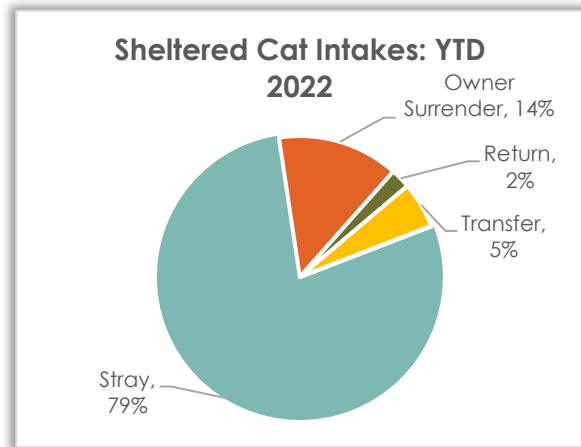
Cat Intake Reasons	October 2022	October 2021	October 2020
Stray	196	167	161
Owner Surrender	22	12	17
Return	0	2	3
Transfer	0	0	3
Seized/Custody	0	5	14
Total	218	186	198

Above data excludes Clinic and Service Intake data

Sheltered Cat Intake – Year-to-Date 2022

Sheltered Cat Intakes

There were 1,402 live cats admitted to the shelter so far this year – 78.5% were strays and 13.9% were owner surrendered.



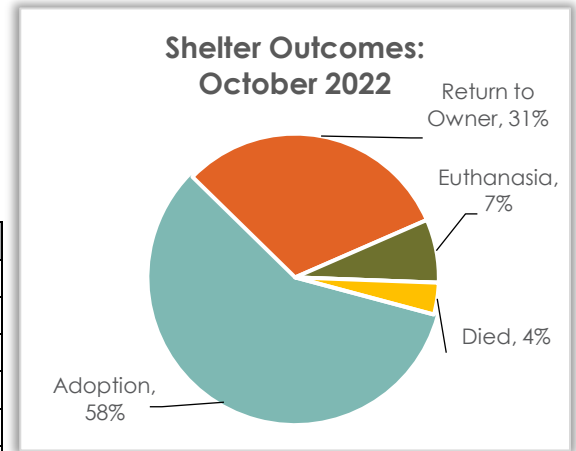
Cat Intake Reasons	YTD 2022	YTD 2021	YTD 2020
Stray	1,100	1,188	991
Owner Surrender	195	228	314
Return	32	37	42
Transfer	74	12	12
Seized/Custody	1	5	28
Total	1,402	1,470	1,387

Above data excludes Clinic and Service Intake data



Shelter Animal Outcome – October 2022

During October a total of 196 pets went home again; 114 pets were adopted, and 61 were returned to their owner.

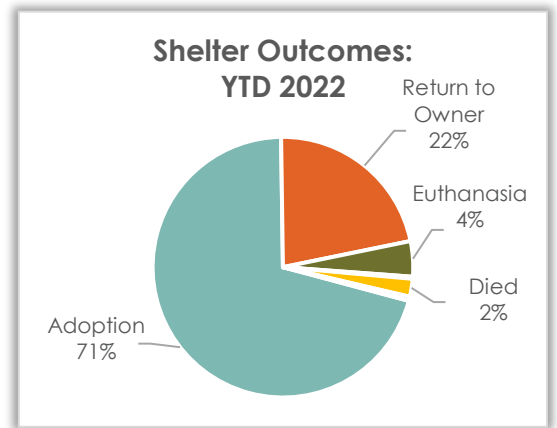


Outcome Breakdown	Oct 2022	Oct 2021	Oct 2020
Adoption	114	192	231
Return to Owner	61	63	63
Euthanasia	14	13	9
Transfer Out	0	0	2
Died	7	1	7
DOA	0	1	2
Total	196	271	314

Above data excludes Clinic and Service Outcome data

Shelter Animal Outcome – YTD 2022

So far this year a total of 1,936 pets went home again! 1,367 pets were adopted, and 426 were returned to their owner.



Outcome Breakdown	YTD 2022	YTD 2021	YTD 2020
Adoption	1,367	1,729	1,579
Return to Owner	426	440	459
Euthanasia	85	85	80
Transfer Out	5	3	11
Died	43	50	32
DOA	10	9	7
Total	1,936	2,314	2,168

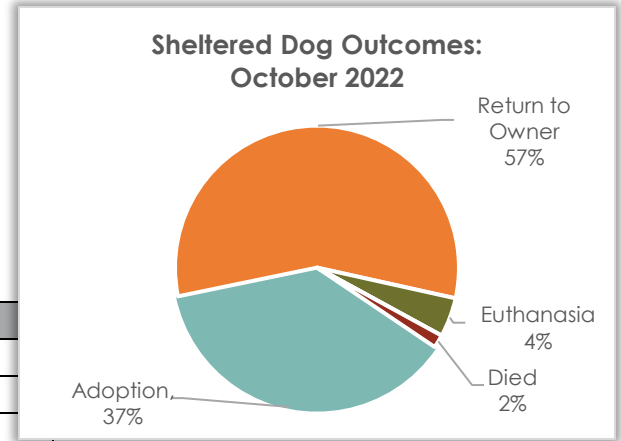
Above data excludes Clinic and Service Outcome data



Sheltered Dog Outcome – October 2022

Sheltered Dog Outcomes

Outcomes in October for dogs admitted to the shelter were primarily adoption (37.3%) and return to owner (56.7%).



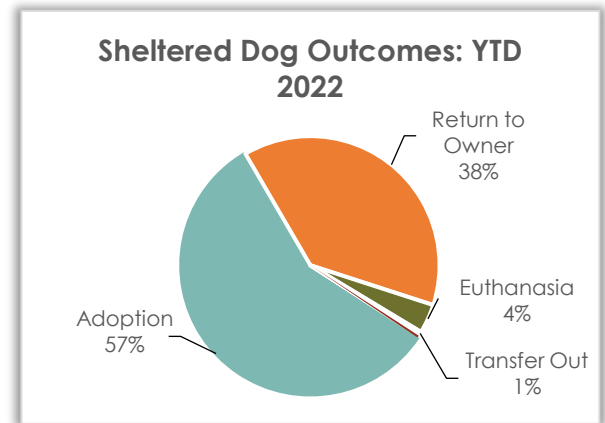
Dog Outcome	Oct 2022	Oct 2021	Oct 2020
Adoption	25	39	83
Return to Owner	38	29	28
Euthanasia	3	4	3
Transfer Out	0	0	0
Died	1	0	0
DOA	0	0	0
Total	67	73	114

Above data excludes Clinic and Service Outcome data

Sheltered Dog Outcome – Year-to-Date 2022

Sheltered Dog Outcomes

Outcomes so far this year for sheltered dogs were primarily adoption (57.2%) and return to owner (38.4%).



Dog Outcome	YTD 2022	YTD 2021	YTD 2020
Adoption	423	586	441
Return to Owner	284	273	311
Euthanasia	27	23	31
Transfer Out	3	2	6
Died	1	2	3
DOA	2	0	1
Total	740	887	793

Above data excludes Clinic and Service Outcome data

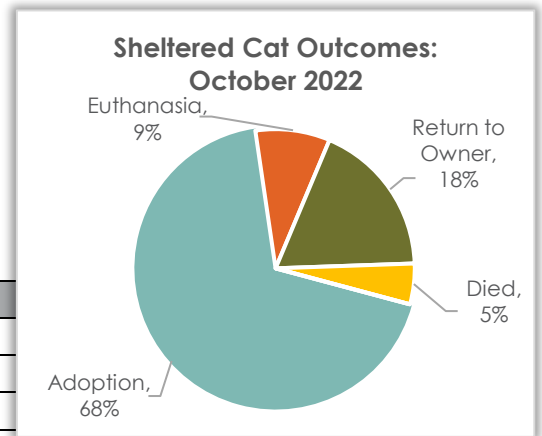


Sheltered Cat Outcome – October 2022

Sheltered Cat Outcomes

Outcomes in October for cats admitted at the shelter were primarily adoption (68.5%). 18.1% of the admitted cats were reclaimed by or returned to an owner.

Cat Outcome	Oct 2022	Oct 2021	Oct 2020
Adoption	87	150	147
Euthanasia	11	9	6
Return to Owner	23	34	35
Died	6	1	6
Transfer Out	0	0	2
DOA	0	1	2
Total	127	195	198

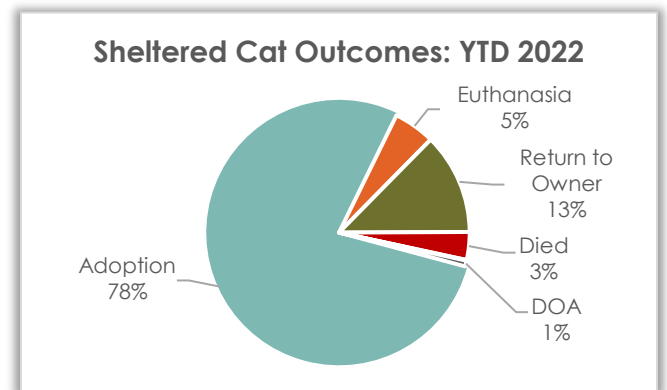


Above data excludes Clinic and Service Outcome data

Sheltered Cat Outcome – Year-to-Date 2022

Sheltered Cat Outcomes

Outcomes so far this year for sheltered cats were primarily adoption (78.1%). 12.5% of the admitted cats were reclaimed by or returned to an owner.



Cat Outcome	YTD 2022	YTD 2021	YTD 2020
Adoption	884	1,086	1,111
Euthanasia	58	62	48
Return to Owner	142	166	144
Died	39	47	26
Transfer Out	1	0	2
DOA	8	7	6
Total	1,132	1,368	1,337

Above data excludes Clinic and Service Outcome data



Clinic Operations – October 2022

Successful Surgeries by Client

Clinic Clients	Oct 2022	Oct 2021	Oct 2020
Public Clients	3	25	92
A Little R&R Animal Sanctuary	9	0	0
Care for Pets	13	11	0
Community Cat	3	0	17
Community Pet Rescue	4	5	13
Friends of Noah	2	0	0
HSSW	109	179	198
PAWS Humane Society	0	0	18
Touched by a Paw	0	0	5
Total	143	220	343

Spay/Neuter Surgeries Totals

Oct 2022

	Dog	Cat	Rabbit	
Spay	16	56	0	72
Neuter	14	57	0	71
Total	30	113	0	143

Oct 2021

	Dog	Cat	Rabbit	
Spay	18	116	0	134
Neuter	14	72	0	86
Total	32	188	0	220

Oct 2020

	Dog	Cat	Rabbit	
Spay	21	162	1	184
Neuter	20	140	3	163
Total	41	302	4	347



October 2022 Shelter Report



Vaccine Totals

Vaccines	Administered Oct 2022	Administered Oct 2021	Administered Oct 2020
Bordatella – Oral	17	3	20
DA2PP	22	3	27
DA2PP/Lepto	2	0	0
FelV	7	0	4
FVRCP	84	29	94
Lepto	3	0	0
Lyme	5	0	0
Rabies (1-year)	60	37	143
Rabies (3-year)	17	0	30
Total	217	72	318

Service Totals

Services	Provided Oct 2022	Provided Oct 2021	Provided Oct 2020
CVI	0	0	1
Dental Prophylaxis	0	0	5
Ear Cleaning	9	0	36
Ear Tip	7	11	12
Exam, Physical	94	0	1
Eye Enucleation	0	0	1
Fecal Test	5	4	0
FelV/FIV Test	18	1	30
Heartworm Test	0	0	12
Heartworm 4DX Test	3	0	0
Hernia Repair – Umbilical	0	0	1
Idexx Snap 4Dx Test	0	4	0
Microchip Insertion	21	1	20
Miscellaneous	1	0	1
Nail Trim	14	0	28
Prescription Fee	2	0	0
Tooth Extraction – Level 1	0	0	1
Tooth Extraction – Level 3	0	0	2
Total	174	21	151