



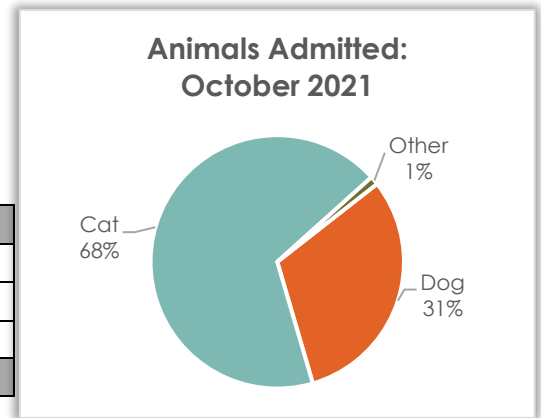
Total Live Animal Admission – October 2021

Animals Admitted

During October, 274 animals were admitted. Of the animals taken in, 31.0% were dogs and 67.9% were cats.

Animal	October 2021	October 2020	October 2019
Dog	85	120	127
Cat	186	198	216
Other	3	4	1
Total	274	322	344

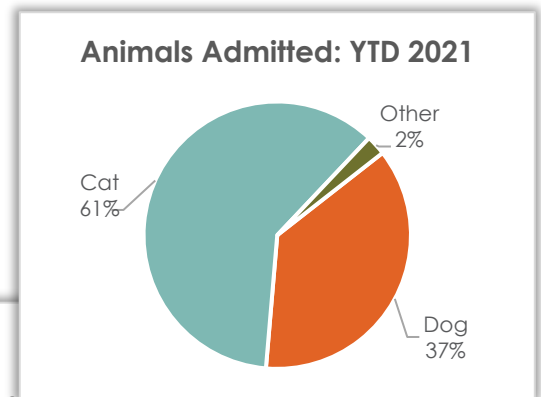
Above data excludes Clinic and Service Intake data



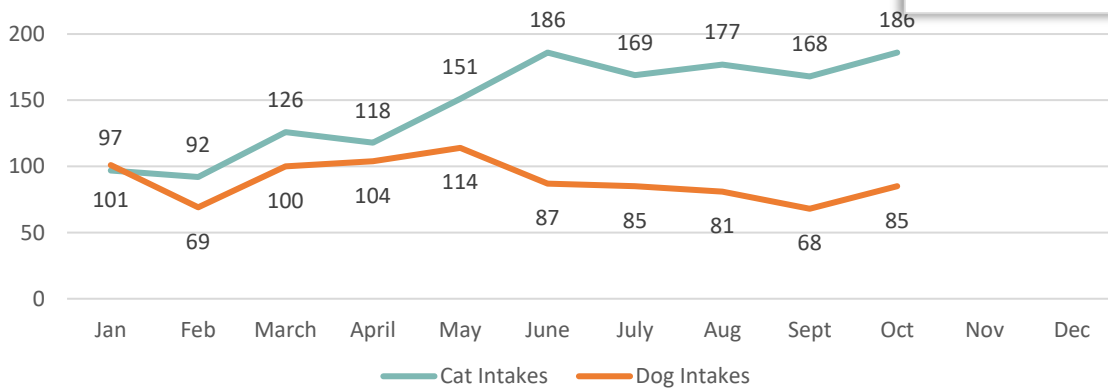
Total Live Animal Admission – Year-to-Date 2021

Animals Admitted

So far in 2021, 2,422 animals have been admitted. Of the 2,422 animals taken in, 36.9% were dogs and 60.7% were cats. Other intakes (2.4%) were other pets – primarily guinea pigs and rabbits.



Animals Admitted: 2020 Monthly Intake



Animal	YTD 2021	YTD 2020	YTD 2019
Dog	894	810	1,019
Cat	1,470	1,387	1,563
Other	58	36	19
Total	2,422	2,233	2,601

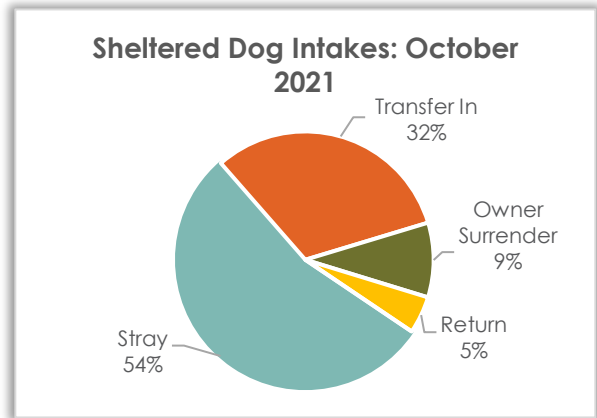
Above data excludes Clinic and Service Intake data



Sheltered Dog Intake – October 2021

Sheltered Dog Intakes

There were 85 live dogs admitted to the shelter in October: 54.1% were strays, 9.4% were owner surrenders, and 31.8% were transferred in from other shelters and/or rescues.



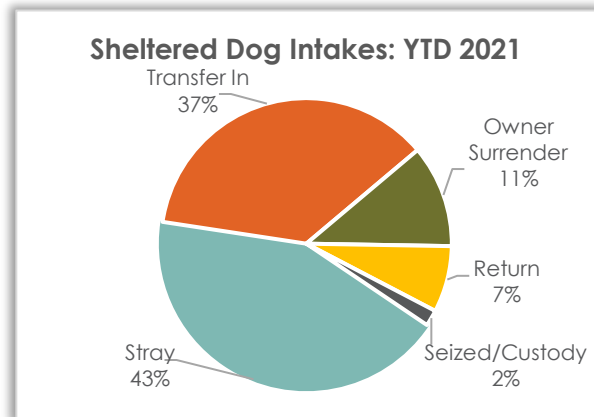
Dog Intake Reason	October 2021	October 2020	October 2019
Stray	46	39	66
Transfer In	27	57	45
Owner Surrender	8	6	10
Return	4	10	5
Seized/Custody	0	8	1
Total	85	120	127

Above data excludes Clinic and Service Intake data

Sheltered Dog Intake – Year-to-Date 2021

Sheltered Dog Intakes

So far in 2021, there have been 894 live dogs admitted to the shelter: 43.0% were strays, 11.4% were owner surrenders, and 36.5% were transferred in from other shelters and/or rescues.



Dog Intake Reason	YTD 2021	YTD 2020	YTD 2019
Stray	384	420	541
Transfer In	326	253	296
Owner Surrender	102	82	112
Return	66	39	46
Seized/Custody	16	16	24
Total	894	810	1,019

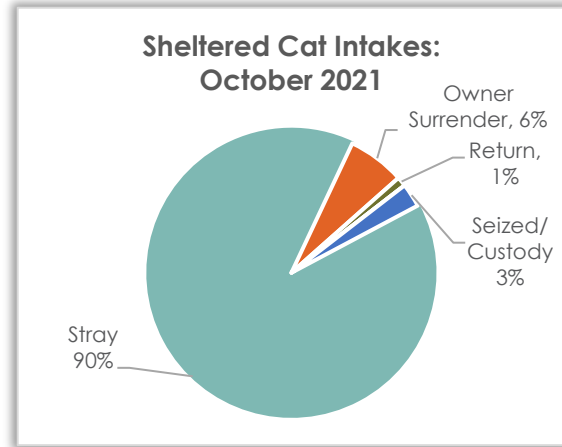
Above data excludes Clinic and Service Intake data



Sheltered Cat Intake – October 2021

Sheltered Cat Intakes

There were 186 live cats admitted to the shelter in October: 89.8% were strays and 6.5% were owner surrendered.



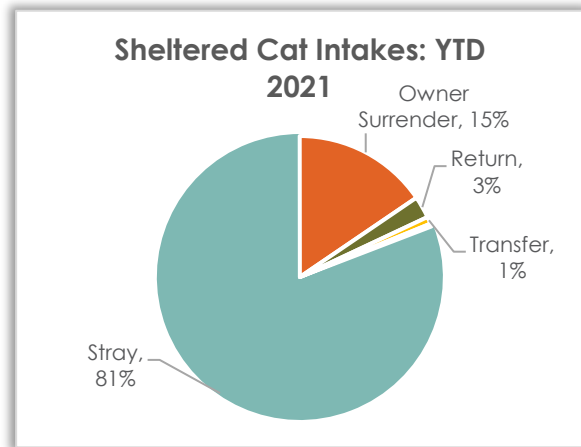
Cat Intake Reasons	October 2021	October 2020	October 2019
Stray	167	161	197
Owner Surrender	12	17	14
Return	2	3	5
Transfer	0	3	0
Seized/Custody	5	14	0
Total	186	198	216

Above data excludes Clinic and Service Intake data

Sheltered Cat Intake – Year-to-Date 2021

Sheltered Cat Intakes

There were 1,470 live cats admitted to the shelter so far this year – 80.8% were strays and 15.5% were owner surrendered.



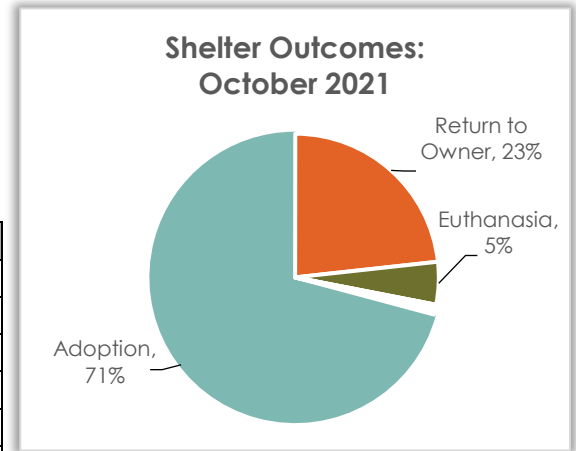
Cat Intake Reasons	YTD 2021	YTD 2020	YTD 2019
Stray	1,188	991	1,164
Owner Surrender	228	314	279
Return	37	42	37
Transfer	12	12	80
Seized/Custody	5	28	3
Total	1,470	1,387	1,563

Above data excludes Clinic and Service Intake data



Shelter Animal Outcome – October 2021

During October a total of 271 pets went home again; 192 pets were adopted, and 63 were returned to their owner.

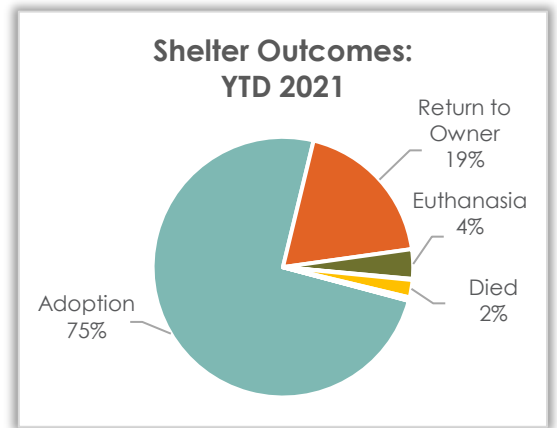


Outcome Breakdown	Oct 2021	Oct 2020	Oct 2019
Adoption	192	231	226
Return to Owner	63	63	59
Euthanasia	13	9	13
Transfer Out	0	2	0
Died	1	7	10
DOA	1	2	2
Admin Missing	1	0	2
Total	271	314	312

Above data excludes Clinic and Service Outcome data

Shelter Animal Outcome – YTD 2021

So far this year a total of 2,314 pets went home again! 1,729 pets were adopted, and 440 were returned to their owner.



Outcome Breakdown	YTD 2021	YTD 2020	YTD 2019
Adoption	1,729	1,579	1,805
Return to Owner	440	459	500
Euthanasia	85	80	102
Transfer Out	3	11	19
Died	50	32	26
DOA	9	7	11
Admin Missing	1	0	2
Total	2,314	2,168	2,465

Above data excludes Clinic and Service Outcome data



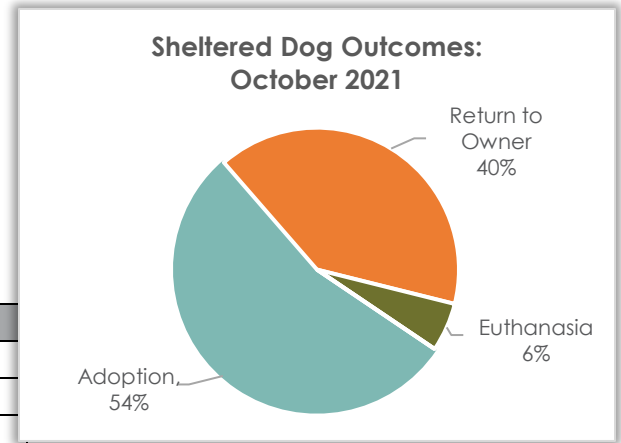
Sheltered Dog Outcome – October 2021

Sheltered Dog Outcomes

Outcomes in October for dogs admitted to the shelter were primarily adoption (53.4%) and return to owner (39.7%).

Dog Outcome	Oct 2021	Oct 2020	Oct 2019
Adoption	39	83	60
Return to Owner	29	28	45
Euthanasia	4	3	5
Transfer Out	0	0	0
Died	0	0	0
DOA	0	0	0
Admin Missing	1	0	0
Total	73	114	110

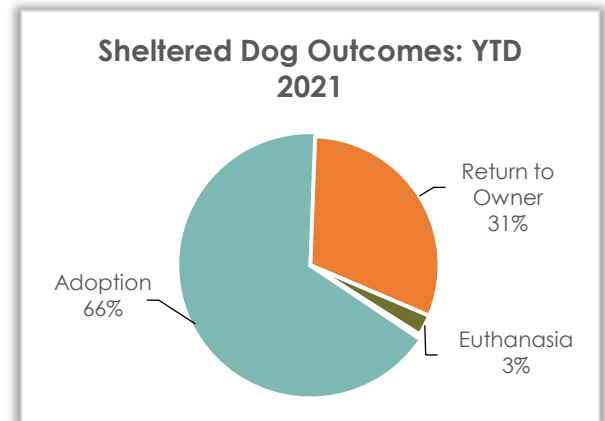
Above data excludes Clinic and Service Outcome data



Sheltered Dog Outcome – Year-to-Date 2021

Sheltered Dog Outcomes

Outcomes so far this year for sheltered dogs were primarily adoption (66.1%) and return to owner (30.8%).



Dog Outcome	YTD 2021	YTD 2020	YTD 2019
Adoption	586	441	579
Return to Owner	273	311	372
Euthanasia	23	31	39
Transfer Out	2	6	2
Died	2	3	2
DOA	0	1	1
Admin Missing	1	0	0
Total	887	793	995

Above data excludes Clinic and Service Outcome data

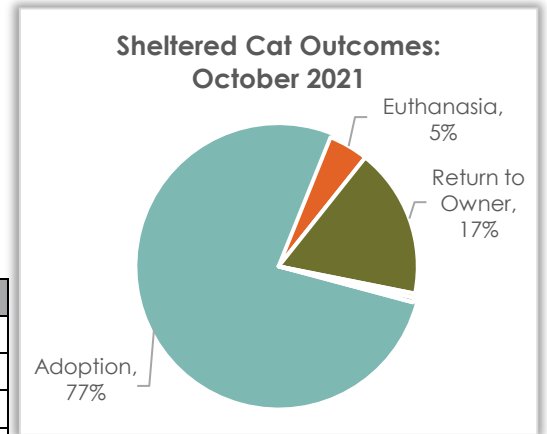


Sheltered Cat Outcome – October 2021

Sheltered Cat Outcomes

Outcomes in October for cats admitted at the shelter were primarily adoption (76.9%). 17.4% of the admitted cats were reclaimed by or returned to an owner.

Cat Outcome	Oct 2021	Oct 2020	Oct 2019
Adoption	150	147	166
Euthanasia	9	6	8
Return to Owner	34	35	14
Died	1	6	9
Transfer Out	0	2	0
DOA	1	2	2
Admin Missing	0	0	2
Total	195	198	201

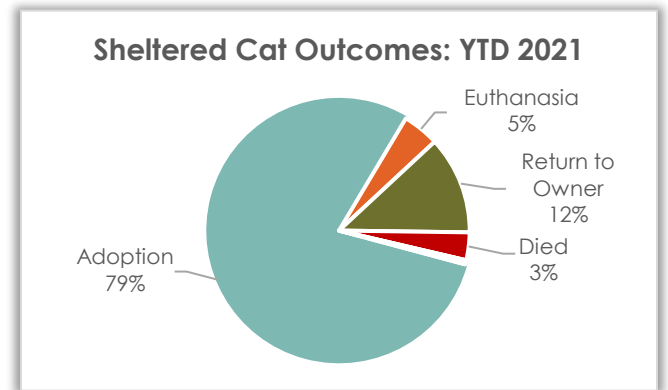


Above data excludes Clinic and Service Outcome data

Sheltered Cat Outcome – Year-to-Date 2021

Sheltered Cat Outcomes

Outcomes so far this year for sheltered cats were primarily adoption (79.4%). 12.1% of the admitted cats were reclaimed by or returned to an owner.



Cat Outcome	YTD 2021	YTD 2020	YTD 2019
Adoption	1,086	1,111	1,216
Euthanasia	62	48	63
Return to Owner	166	144	127
Died	47	26	23
Transfer Out	0	2	10
DOA	7	6	10
Admin Missing	0	0	2
Total	1,368	1,337	1,451

Above data excludes Clinic and Service Outcome data



Clinic Operations – October 2021

Successful Surgeries by Client

Clinic Clients	Oct 2021	Oct 2020	Oct 2019
Public Clients	25	92	76
Boone County Animal Services	5	13	0
Care for Pets	11	0	22
Community Cat	0	17	12
HSSW	179	198	179
PAWS Humane Society	0	18	3
Touched by a Paw	0	5	5
Total	220	343	297

Spay/Neuter Surgeries Totals

Oct 2021

	Dog	Cat	Rabbit	
Spay	18	116	0	134
Neuter	14	72	0	86
Total	32	188	0	220

Oct 2020

	Dog	Cat	Rabbit	
Spay	21	162	1	184
Neuter	20	140	3	163
Total	41	302	4	347

Oct 2019

	Dog	Cat	Rabbit	
Spay	15	138	0	153
Neuter	13	131	0	144
Total	28	269	0	297



October 2021 Shelter Report



Vaccine Totals

Vaccines	Administered Oct 2021	Administered Oct 2020	Administered Oct 2019
Bordatella – Oral	3	20	1
DA2PP	3	27	3
DA2PP/Lepto	0	0	2
FelV	0	4	0
FVRCP	29	94	61
Rabies (1-year)	37	143	91
Rabies (3-year)	0	30	0
Total	72	318	158

Service Totals

Services	Provided Oct 2021	Provided Oct 2020	Provided Oct 2019
CVI	0	1	0
Dental Prophylaxis	0	5	1
Ear Cleaning	0	36	3
Ear Tip	11	12	24
Exam, Physical	0	1	0
Exploratory Surgery	0	0	1
Eye Enucleation	0	1	0
Fecal Test	4	0	0
FelV/FIV Test	1	30	8
Heartworm Test	0	12	0
Hernia Repair – Umbilical	0	1	0
Idexx Snap 4Dx Test	4	0	2
Microchip Insertion	1	20	13
Miscellaneous	0	1	1
Nail Trim	0	28	5
Tooth Extraction – Level 1	0	1	0
Tooth Extraction – Level 3	0	2	0
Total	21	151	58