



October 2024 Shelter Report



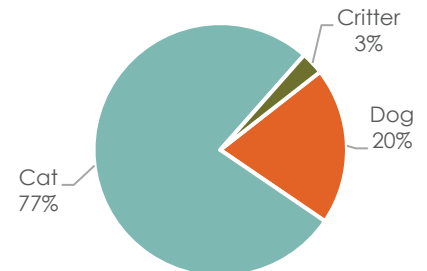
Total Live Animal Admission – October 2024

Animals Admitted

During October, 274 animals were admitted. Of the animals taken in, 20.1% were dogs and 77.0% were cats.

Animal	October 2024	October 2023	October 2022
Dog	55	78	67
Cat	211	200	218
Critter	8	5	0
Total	274	283	285

Animals Admitted: October 2024

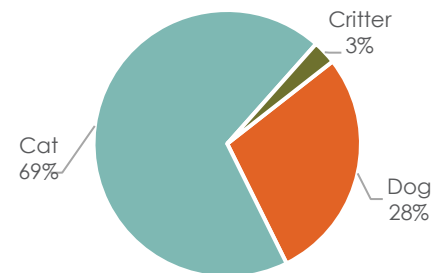


Total Live Animal Admission – Year-to-Date 2024

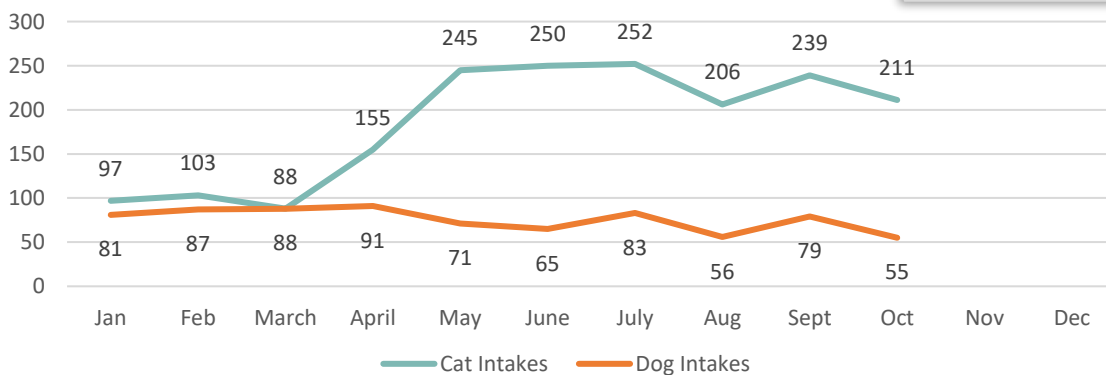
Animals Admitted

So far in 2024, 2,678 animals have been admitted. Of the 2,678 animals taken in, 28.2% were dogs and 68.9% were cats. Other intakes (2.9%) were other pets – primarily guinea pigs and rabbits.

Animals Admitted: YTD 2024



Animals Admitted: 2024 Monthly Intake



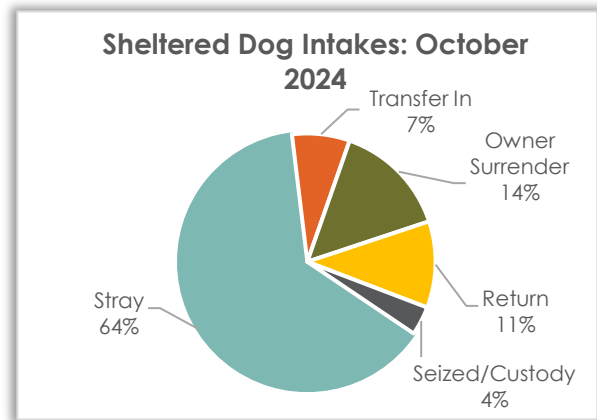
Animal	YTD 2024	YTD 2023	YTD 2022
Dog	756	701	757
Cat	1,845	1,752	1,402
Critter	77	63	51
Total	2,678	2,516	2,210



Sheltered Dog Intake – October 2024

Sheltered Dog Intakes

There were 55 live dogs admitted to the shelter in October: 63.6% were strays, 14.5% were owner surrenders, and 7.3% were transferred in from other shelters and/or rescues.

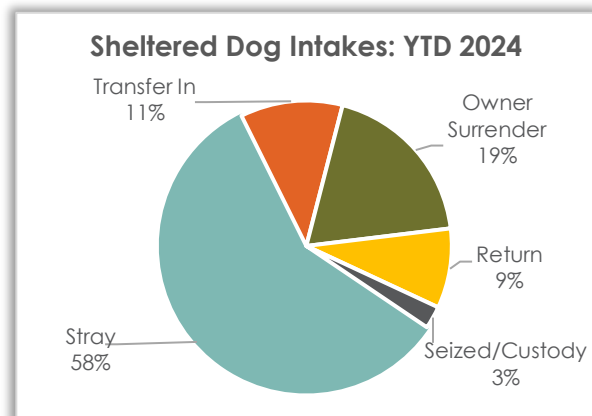


Dog Intake Reason	October 2024	October 2023	October 2022
Stray	35	55	52
Transfer In	4	7	6
Owner Surrender	8	12	6
Return	6	4	2
Seized/Custody	2	0	1
Total	55	78	67

Sheltered Dog Intake – Year-to-Date 2024

Sheltered Dog Intakes

So far in 2024, there have been 756 live dogs admitted to the shelter: 58.2% were strays, 19.0% were owner surrenders, and 11.4% were transferred in from other shelters and/or rescues.



Dog Intake Reason	YTD 2024	YTD 2023	YTD 2022
Stray	440	463	452
Transfer In	86	83	138
Owner Surrender	144	90	115
Return	67	59	45
Seized/Custody	19	6	7
Total	756	701	757



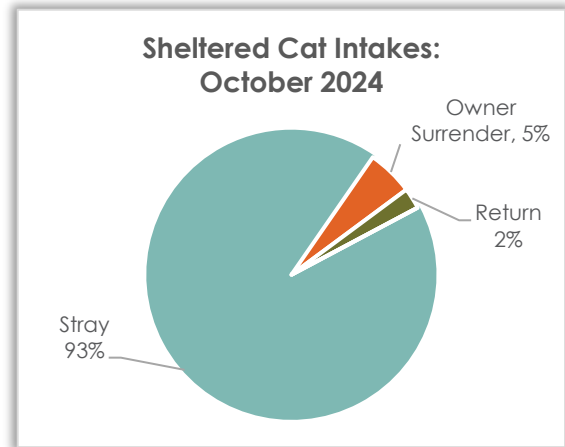
October 2024 Shelter Report



Sheltered Cat Intake – October 2024

Sheltered Cat Intakes

There were 211 live cats admitted to the shelter in October: 92.4% were strays and 5.2% were owner surrendered.

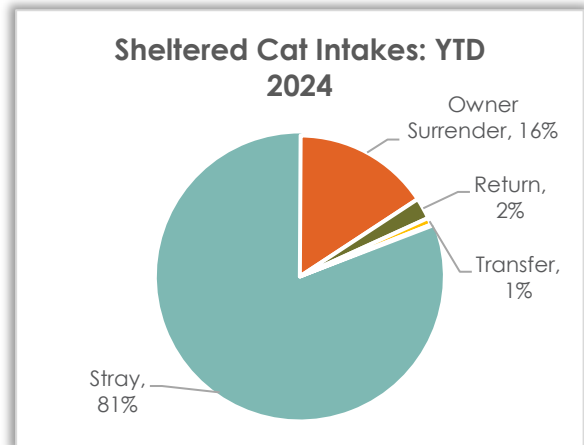


Cat Intake Reasons	October 2024	October 2023	October 2022
Stray	195	183	196
Owner Surrender	11	7	22
Return	5	10	0
Transfer	0	0	0
Seized/Custody	0	0	0
Total	211	200	218

Sheltered Cat Intake – Year-to-Date 2024

Sheltered Cat Intakes

There were 1,845 live cats admitted to the shelter so far this year – 80.9% were strays and 15.7% were owner surrendered.



Cat Intake Reasons	YTD 2024	YTD 2023	YTD 2022
Stray	1,493	1,311	1,100
Owner Surrender	289	314	195
Return	45	58	32
Transfer	15	68	74
Seized/Custody	3	1	1
Total	1,845	1,752	1,402



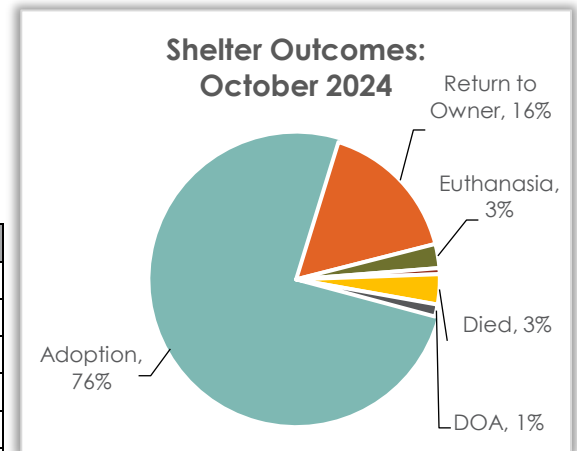
October 2024 Shelter Report



Shelter Animal Outcome – October 2024

During October a total of 295 pets went home again; 223 pets were adopted and 48 were returned to their owner.

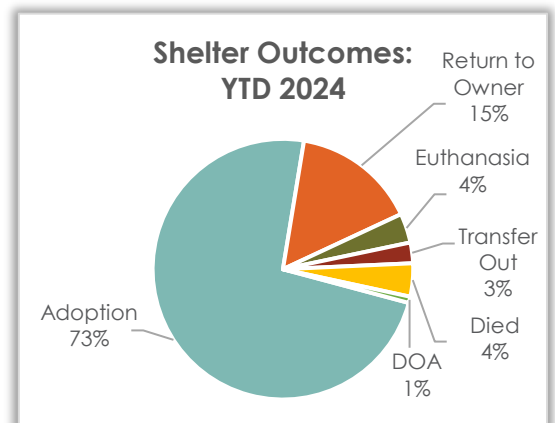
Outcome Breakdown	Oct 2024	Oct 2023	Oct 2022
Adoption	223	247	114
Return to Owner	48	41	61
Euthanasia	8	12	14
Transfer Out	2	0	0
Died	10	14	7
DOA	4	2	0
Total	295	316	196



Shelter Animal Outcome – YTD 2024

So far this year a total of 2,574 pets went home again! 1,890 pets were adopted, and 398 were returned to their owner.

Outcome Breakdown	YTD 2024	YTD 2023	YTD 2022
Adoption	1,890	1,833	1,367
Return to Owner	398	386	426
Euthanasia	94	81	85
Transfer Out	66	11	5
Died	106	78	43
DOA	20	16	10
Total	2,574	2,405	1,936



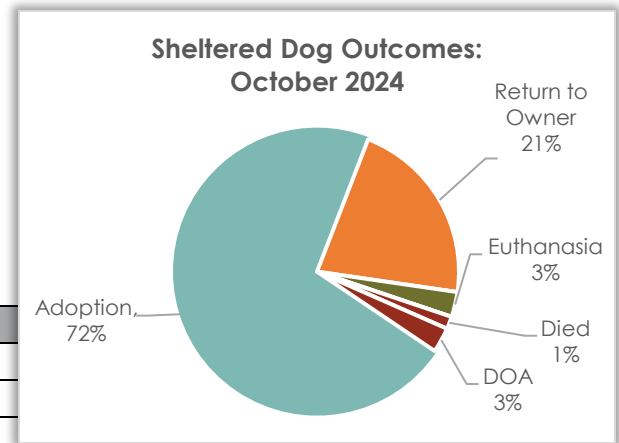


Sheltered Dog Outcome – October 2024

Sheltered Dog Outcomes

Outcomes in October for dogs admitted to the shelter were primarily adoption (71.4%) and return to owner (21.4%).

Dog Outcome	Oct 2024	Oct 2023	Oct 2022
Adoption	50	47	25
Return to Owner	15	20	38
Euthanasia	2	1	3
Transfer Out	0	0	0
Died	1	0	1
DOA	2	0	0
Total	70	68	67

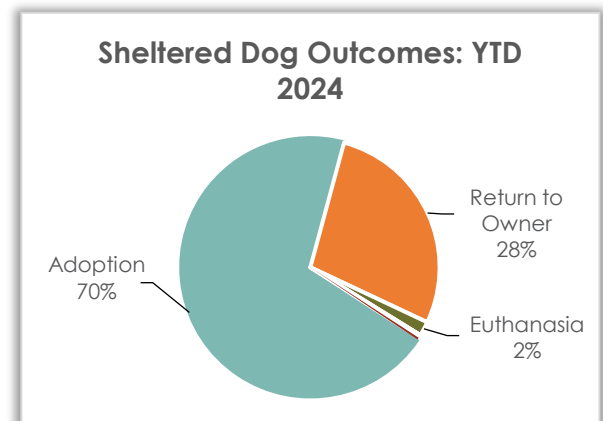


Sheltered Dog Outcome – Year-to-Date 2024

Sheltered Dog Outcomes

Outcomes so far this year for sheltered dogs were primarily adoption (69.8%) and return to owner (27.8%).

Dog Outcome	YTD 2024	YTD 2023	YTD 2022
Adoption	542	435	423
Return to Owner	216	246	284
Euthanasia	14	11	27
Transfer Out	0	0	3
Died	3	4	1
DOA	2	1	2
Total	777	697	740



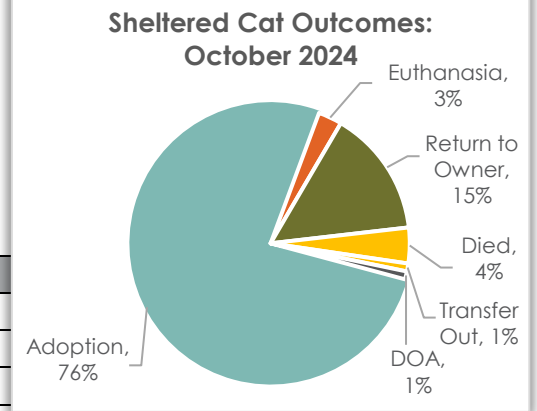


Sheltered Cat Outcome – October 2024

Sheltered Cat Outcomes

Outcomes in October for cats admitted at the shelter were primarily adoption (76.5%). 14.7% of the admitted cats were reclaimed by or returned to an owner.

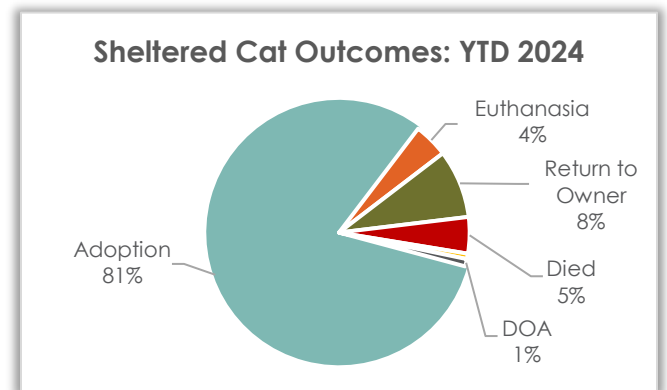
Cat Outcome	Oct 2024	Oct 2023	Oct 2022
Adoption	166	196	87
Euthanasia	6	11	11
Return to Owner	32	21	23
Died	9	14	6
Transfer Out	2	0	0
DOA	2	2	0
Total	217	244	127



Sheltered Cat Outcome – Year-to-Date 2024

Sheltered Cat Outcomes

Outcomes so far this year for sheltered cats were primarily adoption (75.2%). 10.5% of the admitted cats were reclaimed by or returned to an owner.



Cat Outcome	YTD 2024	YTD 2023	YTD 2022
Adoption	1,292	1,334	884
Euthanasia	78	70	58
Return to Owner	181	139	142
Died	100	74	39
Transfer Out	48	11	1
DOA	18	15	8
Total	1,717	1,643	1,132



Clinic Operations – October 2024

Successful Surgeries by Client

Clinic Clients	Oct 2024	Oct 2023	Oct 2022
Public Clients	216	30	3
A Little R&R Animal Sanctuary	0	0	9
Albert's Dog Lounge	0	1	0
Care for Pets	12	23	13
Community Cat	0	9	3
Community Pet Rescue	0	0	4
Friends of Noah	10	4	2
HSSW	177	195	109
The Labrador Connection	3	1	0
Touched by a Paw	6	0	0
Winnebago County Animal Services	0	46	0
Total	424	309	143

Spay/Neuter Surgeries Totals

Oct 2024

	Dog	Cat	
Spay	57	169	226
Neuter	60	138	198
Total	117	307	424

Oct 2023

	Dog	Cat	
Spay	32	133	165
Neuter	38	106	144
Total	70	239	309

Oct 2022

	Dog	Cat	
Spay	16	56	72
Neuter	14	57	71
Total	30	113	143



October 2024 Shelter Report



Vaccine Totals

Vaccines	Administered Oct 2024	Administered Oct 2023	Administered Oct 2022
Bordatella – Intranasal	40	29	0
Bordatella – Oral	2	7	17
DA2PP	63	55	22
DA2PP/Lepto	24	3	2
FelV	2	6	7
FVRCP	133	87	84
Lepto	34	28	3
Lyme	26	19	5
Rabies (1-year)	208	117	60
Rabies (3-year)	25	24	17
Total	557	375	217



October 2024 Shelter Report



Service Totals

Services	Provided Oct 2024	Provided Oct 2023	Provided Oct 2022
Anal Gland Expression	3	2	0
CBC – In-House	1	0	0
CBC/Chemistry – Send-Out	1	0	0
Chem 17/Lytes – In-House	1	0	0
Cherry Eye Repair	1	0	0
Cryptorchid – Abdominal	1	0	0
Ear Cleaning	56	17	9
Ear Cytology	4	2	0
Ear Tip	24	10	7
Exam, Physical	120	111	94
Exam, Recheck	44	26	0
Extra Large Dog	2	0	0
Eye Enucleation	1	0	0
Eye Stain	2	0	0
Fecal Test	12	12	5
FelV/FIV Test	13	19	18
Gastropexy	1	0	0
Heartworm Test	26	27	0
Heartworm 4DX Test	9	10	3
Idexx Snap 4Dx Test	4	9	0
IV Catheter	9	0	0
Microchip Insertion	20	63	21
Miscellaneous	0	1	1
Nail Trim	75	57	14
Prescription Fee	4	4	2
Sedation Only	0	3	0
Soft Paws Application	1	0	0
Total	435	373	174