



# November 2021 Shelter Report



## Total Live Animal Admission – November 2021

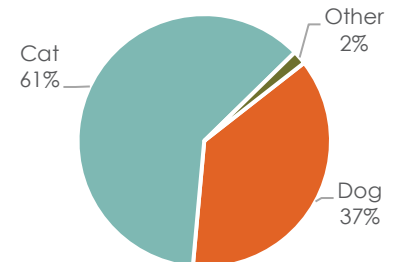
### Animals Admitted

During November, 227 animals were admitted. Of the animals taken in, 37.0% were dogs and 61.2% were cats.

| Animal       | November 2021 | November 2020 | November 2019 |
|--------------|---------------|---------------|---------------|
| Dog          | 84            | 66            | 81            |
| Cat          | 139           | 129           | 144           |
| Other        | 4             | 5             | 1             |
| <b>Total</b> | <b>227</b>    | <b>200</b>    | <b>226</b>    |

*Above data excludes Clinic and Service Intake data*

### Animals Admitted: November 2021

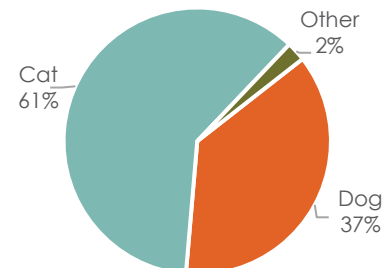


## Total Live Animal Admission – Year-to-Date 2021

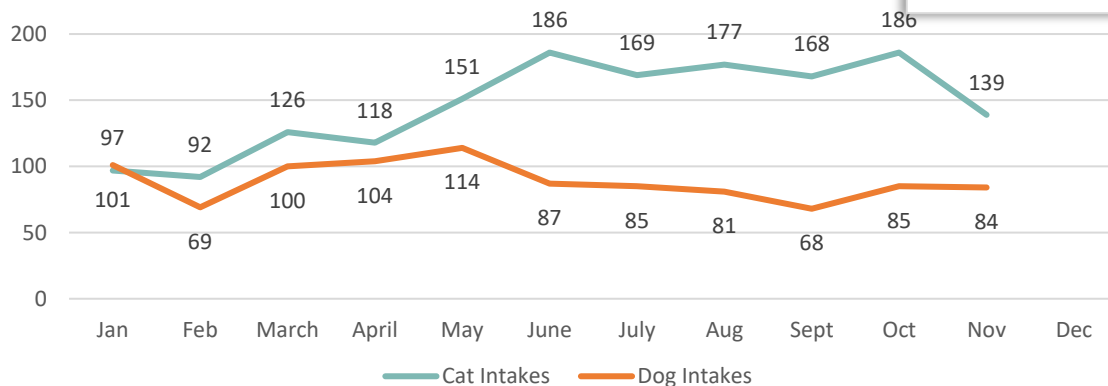
### Animals Admitted

So far in 2021, 2,649 animals have been admitted. Of the 2,649 animals taken in, 36.9% were dogs and 60.7% were cats. Other intakes (2.3%) were other pets – primarily guinea pigs and rabbits.

### Animals Admitted: YTD 2021



### Animals Admitted: 2021 Monthly Intake



| Animal       | YTD 2021     | YTD 2020     | YTD 2019     |
|--------------|--------------|--------------|--------------|
| Dog          | 978          | 876          | 1,100        |
| Cat          | 1,609        | 1,516        | 1,707        |
| Other        | 62           | 41           | 20           |
| <b>Total</b> | <b>2,649</b> | <b>2,433</b> | <b>2,827</b> |

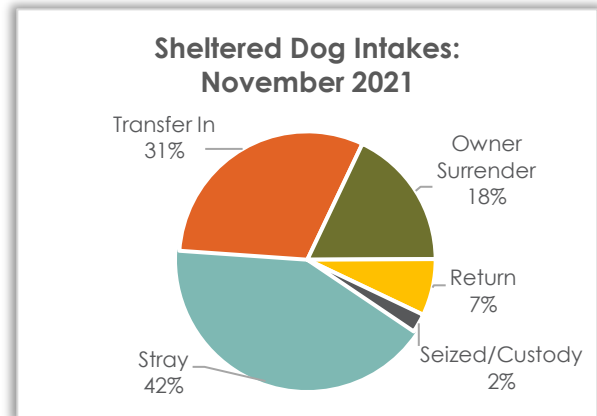
*Above data excludes Clinic and Service Intake data*



## Sheltered Dog Intake – November 2021

### Sheltered Dog Intakes

There were 84 live dogs admitted to the shelter in November: 41.7% were strays, 17.9% were owner surrenders, and 31.0% were transferred in from other shelters and/or rescues.



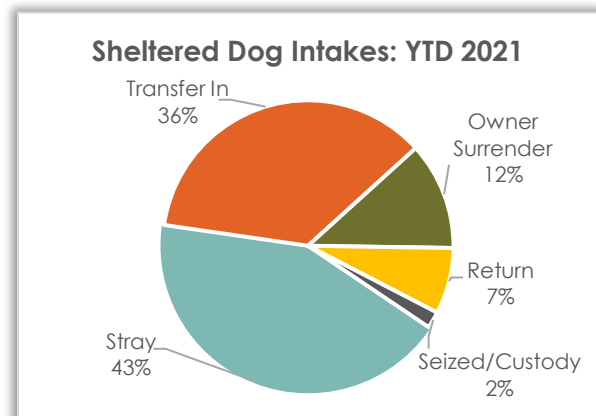
| Dog Intake Reason | November 2021 | November 2020 | November 2019 |
|-------------------|---------------|---------------|---------------|
| Stray             | 35            | 26            | 55            |
| Transfer In       | 26            | 22            | 17            |
| Owner Surrender   | 15            | 6             | 3             |
| Return            | 6             | 9             | 6             |
| Seized/Custody    | 2             | 3             | 0             |
| <b>Total</b>      | <b>84</b>     | <b>66</b>     | <b>81</b>     |

*Above data excludes Clinic and Service Intake data*

## Sheltered Dog Intake – Year-to-Date 2021

### Sheltered Dog Intakes

So far in 2021, there have been 978 live dogs admitted to the shelter: 42.8% were strays, 12.0% were owner surrenders, and 36.0% were transferred in from other shelters and/or rescues.



| Dog Intake Reason | YTD 2021   | YTD 2020   | YTD 2019     |
|-------------------|------------|------------|--------------|
| Stray             | 419        | 446        | 596          |
| Transfer In       | 352        | 275        | 313          |
| Owner Surrender   | 117        | 88         | 115          |
| Return            | 72         | 48         | 52           |
| Seized/Custody    | 18         | 19         | 24           |
| <b>Total</b>      | <b>978</b> | <b>876</b> | <b>1,100</b> |

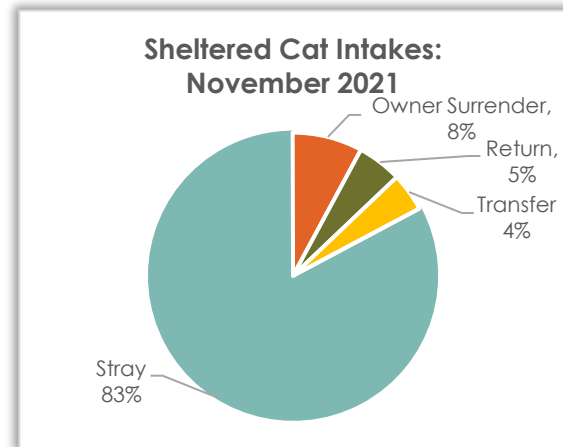
*Above data excludes Clinic and Service Intake data*



## Sheltered Cat Intake – November 2021

### Sheltered Cat Intakes

There were 139 live cats admitted to the shelter in November: 82.7% were strays and 7.9% were owner surrendered.



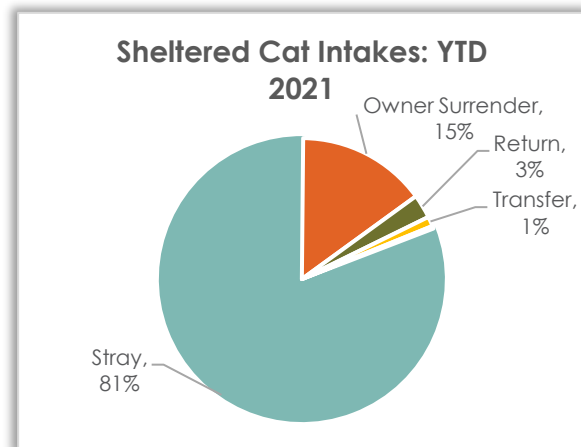
| Cat Intake Reasons | November 2021 | November 2020 | November 2019 |
|--------------------|---------------|---------------|---------------|
| Stray              | 115           | 91            | 124           |
| Owner Surrender    | 11            | 30            | 14            |
| Return             | 7             | 8             | 4             |
| Transfer           | 6             | 0             | 2             |
| Seized/Custody     | 0             | 0             | 0             |
| <b>Total</b>       | <b>139</b>    | <b>129</b>    | <b>144</b>    |

*Above data excludes Clinic and Service Intake data*

## Sheltered Cat Intake – Year-to-Date 2021

### Sheltered Cat Intakes

There were 1,609 live cats admitted to the shelter so far this year – 81.0% were strays and 14.9% were owner surrendered.



| Cat Intake Reasons | YTD 2021     | YTD 2020     | YTD 2019     |
|--------------------|--------------|--------------|--------------|
| Stray              | 1,303        | 1,082        | 1,288        |
| Owner Surrender    | 239          | 344          | 293          |
| Return             | 44           | 50           | 41           |
| Transfer           | 18           | 12           | 82           |
| Seized/Custody     | 5            | 28           | 3            |
| <b>Total</b>       | <b>1,609</b> | <b>1,516</b> | <b>1,707</b> |

*Above data excludes Clinic and Service Intake data*

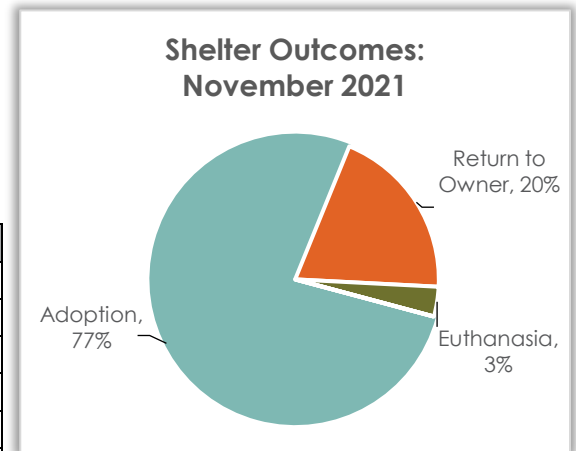


## Shelter Animal Outcome – November 2021

During November a total of 239 pets went home again; 184 pets were adopted, and 47 were returned to their owner.

| Outcome Breakdown | Nov 2021   | Nov 2020   | Nov 2019   |
|-------------------|------------|------------|------------|
| Adoption          | 184        | 195        | 260        |
| Return to Owner   | 47         | 39         | 51         |
| Euthanasia        | 8          | 5          | 12         |
| Transfer Out      | 0          | 1          | 0          |
| Died              | 0          | 2          | 2          |
| DOA               | 0          | 1          | 0          |
| Admin Missing     | 0          | 0          | 0          |
| <b>Total</b>      | <b>239</b> | <b>243</b> | <b>325</b> |

*Above data excludes Clinic and Service Outcome data*

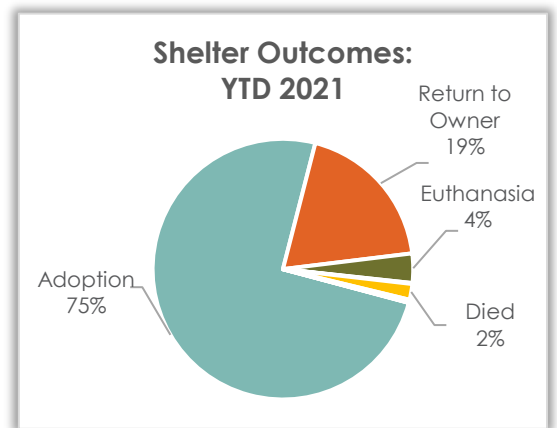


## Shelter Animal Outcome – YTD 2021

So far this year a total of 2,553 pets went home again! 1,913 pets were adopted, and 487 were returned to their owner.

| Outcome Breakdown | YTD 2021     | YTD 2020     | YTD 2019     |
|-------------------|--------------|--------------|--------------|
| Adoption          | 1,913        | 1,774        | 2,065        |
| Return to Owner   | 487          | 498          | 551          |
| Euthanasia        | 93           | 85           | 114          |
| Transfer Out      | 3            | 12           | 19           |
| Died              | 50           | 34           | 28           |
| DOA               | 9            | 8            | 11           |
| Admin Missing     | 1            | 0            | 2            |
| <b>Total</b>      | <b>2,553</b> | <b>2,411</b> | <b>2,790</b> |

*Above data excludes Clinic and Service Outcome data*





## Sheltered Dog Outcome – November 2021

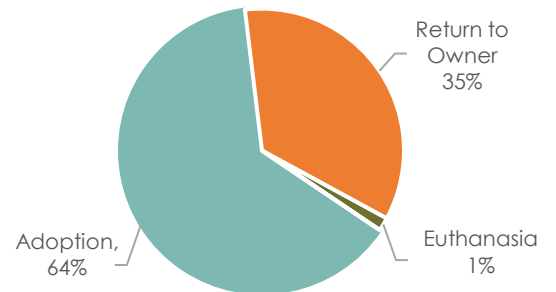
### Sheltered Dog Outcomes

Outcomes in November for dogs admitted to the shelter were primarily adoption (63.6%) and return to owner (34.8%).

| Dog Outcome     | Nov 2021  | Nov 2020  | Nov 2019   |
|-----------------|-----------|-----------|------------|
| Adoption        | 42        | 62        | 64         |
| Return to Owner | 23        | 18        | 34         |
| Euthanasia      | 1         | 0         | 5          |
| Transfer Out    | 0         | 0         | 0          |
| Died            | 0         | 0         | 0          |
| DOA             | 0         | 0         | 0          |
| Admin Missing   | 0         | 0         | 0          |
| <b>Total</b>    | <b>66</b> | <b>80</b> | <b>103</b> |

*Above data excludes Clinic and Service Outcome data*

Sheltered Dog Outcomes:  
November 2021



## Sheltered Dog Outcome – Year-to-Date 2021

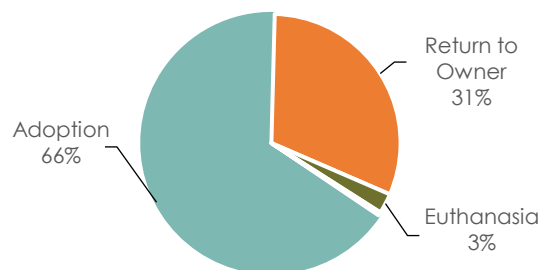
### Sheltered Dog Outcomes


Outcomes so far this year for sheltered dogs were primarily adoption (65.9%) and return to owner (31.1%).

| Dog Outcome     | YTD 2021   | YTD 2020   | YTD 2019     |
|-----------------|------------|------------|--------------|
| Adoption        | 628        | 503        | 643          |
| Return to Owner | 296        | 329        | 406          |
| Euthanasia      | 24         | 31         | 44           |
| Transfer Out    | 2          | 6          | 2            |
| Died            | 2          | 3          | 2            |
| DOA             | 0          | 1          | 1            |
| Admin Missing   | 1          | 0          | 0            |
| <b>Total</b>    | <b>953</b> | <b>873</b> | <b>1,098</b> |

*Above data excludes Clinic and Service Outcome data*

Sheltered Dog Outcomes: YTD  
2021





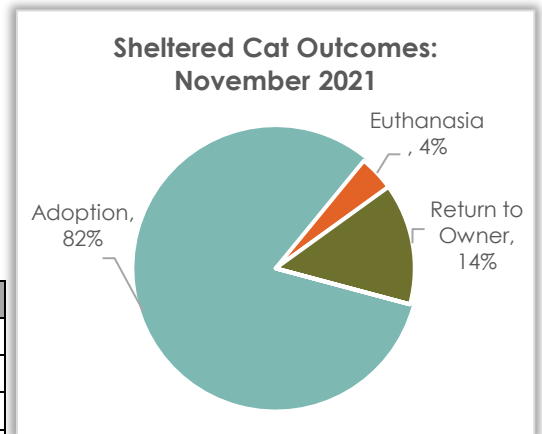
## Sheltered Cat Outcome – November 2021

### Sheltered Cat Outcomes

Outcomes in November for cats admitted at the shelter were primarily adoption (81.8%). 14.1% of the admitted cats were reclaimed by or returned to an owner.

| Cat Outcome     | Nov 2021   | Nov 2020   | Nov 2019   |
|-----------------|------------|------------|------------|
| Adoption        | 139        | 131        | 195        |
| Euthanasia      | 7          | 4          | 7          |
| Return to Owner | 24         | 21         | 17         |
| Died            | 0          | 2          | 2          |
| Transfer Out    | 0          | 1          | 0          |
| DOA             | 0          | 1          | 0          |
| Admin Missing   | 0          | 0          | 0          |
| <b>Total</b>    | <b>170</b> | <b>160</b> | <b>221</b> |

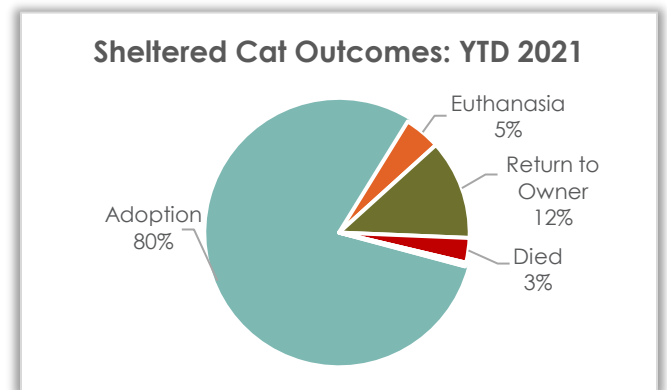
*Above data excludes Clinic and Service Outcome data*



## Sheltered Cat Outcome – Year-to-Date 2021

### Sheltered Cat Outcomes

Outcomes so far this year for sheltered cats were primarily adoption (79.6%). 12.4% of the admitted cats were reclaimed by or returned to an owner.



| Cat Outcome     | YTD 2021     | YTD 2020     | YTD 2019     |
|-----------------|--------------|--------------|--------------|
| Adoption        | 1,225        | 1,242        | 1,411        |
| Euthanasia      | 69           | 52           | 70           |
| Return to Owner | 190          | 165          | 144          |
| Died            | 47           | 28           | 25           |
| Transfer Out    | 0            | 3            | 10           |
| DOA             | 7            | 7            | 10           |
| Admin Missing   | 0            | 0            | 2            |
| <b>Total</b>    | <b>1,538</b> | <b>1,497</b> | <b>1,672</b> |

*Above data excludes Clinic and Service Outcome data*



## Clinic Operations – November 2021

### Successful Surgeries by Client

| Clinic Clients                  | Nov 2021   | Nov 2020   | Nov 2019   |
|---------------------------------|------------|------------|------------|
| Public Clients                  | 18         | 50         | 65         |
| A Little R & R Animal Sanctuary | 0          | 5          | 0          |
| Care for Pets                   | 9          | 0          | 20         |
| Catatarium                      | 0          | 0          | 1          |
| Community Cat                   | 0          | 12         | 0          |
| Diamond Dogs Rescue             | 0          | 0          | 1          |
| Fetch WI Rescue                 | 0          | 1          | 0          |
| HSSW                            | 168        | 106        | 190        |
| The Labrador Connection         | 0          | 1          | 0          |
| Touched by a Paw                | 0          | 11         | 0          |
| <b>Total</b>                    | <b>177</b> | <b>186</b> | <b>277</b> |

### Spay/Neuter Surgeries Totals

#### Nov 2021

|              | Dog       | Cat        | Rabbit   |            |
|--------------|-----------|------------|----------|------------|
| Spay         | 13        | 92         | 0        | 105        |
| Neuter       | 18        | 72         | 0        | 90         |
| <b>Total</b> | <b>31</b> | <b>164</b> | <b>0</b> | <b>195</b> |

#### Nov 2020

|              | Dog       | Cat        | Rabbit   |            |
|--------------|-----------|------------|----------|------------|
| Spay         | 20        | 89         | 0        | 109        |
| Neuter       | 15        | 62         | 0        | 77         |
| <b>Total</b> | <b>35</b> | <b>151</b> | <b>0</b> | <b>186</b> |

#### Nov 2019

|              | Dog       | Cat        | Rabbit   |            |
|--------------|-----------|------------|----------|------------|
| Spay         | 26        | 110        | 0        | 136        |
| Neuter       | 24        | 117        | 0        | 141        |
| <b>Total</b> | <b>50</b> | <b>227</b> | <b>0</b> | <b>277</b> |



# November 2021 Shelter Report



## Vaccine Totals

| Vaccines          | Administered Nov 2021 | Administered Nov 2020 | Administered Nov 2019 |
|-------------------|-----------------------|-----------------------|-----------------------|
| Bordatella – Oral | 6                     | 12                    | 60                    |
| DA2PP             | 10                    | 18                    | 55                    |
| DA2PP/Lepto       | 0                     | 1                     | 28                    |
| FVRCP             | 18                    | 55                    | 73                    |
| Rabies (1-year)   | 32                    | 82                    | 137                   |
| Rabies (3-year)   | 3                     | 11                    | 44                    |
| <b>Total</b>      | <b>69</b>             | <b>179</b>            | <b>397</b>            |

## Service Totals

| Services                  | Provided Nov 2021 | Provided Nov 2020 | Provided Nov 2019 |
|---------------------------|-------------------|-------------------|-------------------|
| CBC/Chemistry – send out  | 0                 | 2                 | 0                 |
| Clip & Clean Wounds       | 0                 | 0                 | 1                 |
| CVI                       | 0                 | 3                 | 0                 |
| Cryptorchid Surgery       | 0                 | 1                 | 0                 |
| Dental Prophylaxis        | 0                 | 10                | 1                 |
| Ear Cleaning              | 0                 | 8                 | 4                 |
| Ear Tip                   | 4                 | 13                | 16                |
| Exam, Physical            | 0                 | 1                 | 8                 |
| Eye Enucleation           | 2                 | 2                 | 0                 |
| Fecal Test                | 2                 | 3                 | 0                 |
| FelV/FIV Test             | 2                 | 18                | 1                 |
| Heartworm Test            | 0                 | 8                 | 42                |
| Hernia Repair – Umbilical | 0                 | 2                 | 0                 |
| Idexx Snap 4Dx Test       | 2                 | 1                 | 0                 |
| Mass Removal              | 0                 | 0                 | 1                 |
| Microchip                 | 2                 | 12                | 12                |
| Miscellaneous             | 0                 | 3                 | 1                 |
| Recheck                   | 0                 | 0                 | 1                 |
| Tooth Extraction          | 0                 | 2                 | 0                 |
| Urinalysis                | 1                 | 1                 | 0                 |
| <b>Total</b>              | <b>15</b>         | <b>90</b>         | <b>88</b>         |