



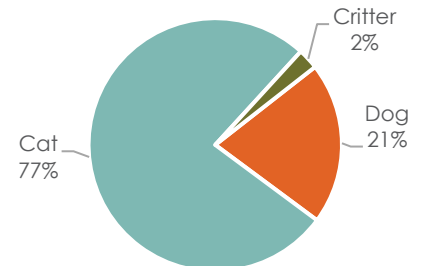
Total Live Animal Admission – November 2024

Animals Admitted

During November, 227 animals were admitted. Of the animals taken in, 20.7% were dogs and 76.7% were cats.

Animal	Nov 2024	Nov 2023	Nov 2022
Dog	47	69	67
Cat	174	140	141
Critter	6	8	4
Total	227	217	212

Animals Admitted:
November 2024

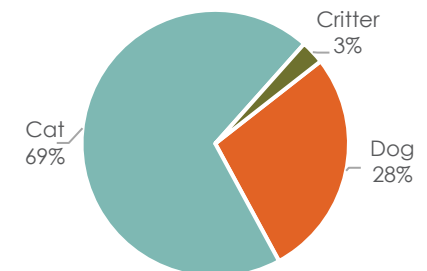


Total Live Animal Admission – Year-to-Date 2024

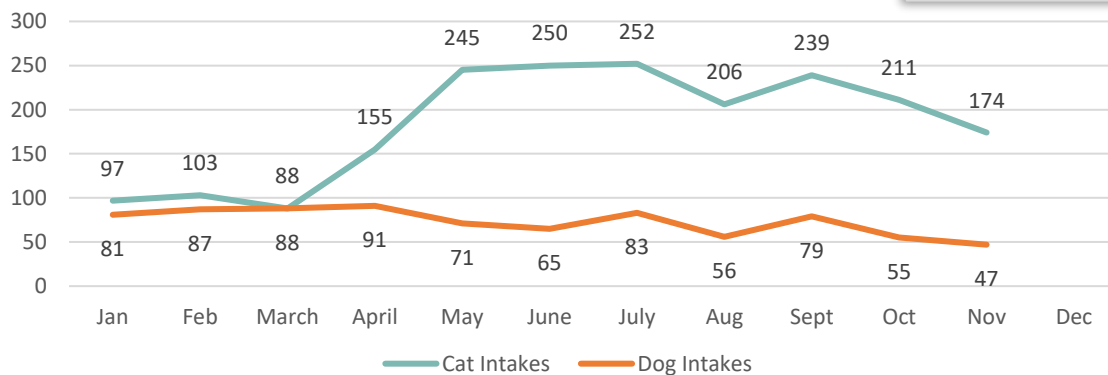
Animals Admitted

So far in 2024, 2,905 animals have been admitted. Of the 2,905 animals taken in, 27.6% were dogs and 69.5% were cats. Other intakes (2.9%) were other pets – primarily guinea pigs and rabbits.

Animals Admitted: YTD 2024



Animals Admitted: 2024 Monthly Intake



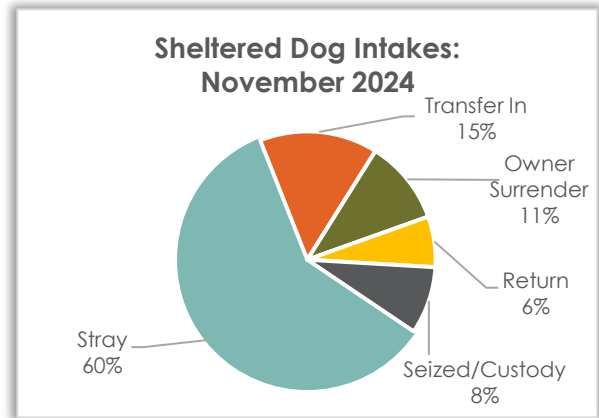
Animal	YTD 2024	YTD 2023	YTD 2022
Dog	803	770	824
Cat	2,019	1,892	1,543
Critter	83	71	55
Total	2,905	2,733	2,422



Sheltered Dog Intake – November 2024

Sheltered Dog Intakes

There were 47 live dogs admitted to the shelter in November: 59.6% were strays, 10.6% were owner surrenders, and 14.9% were transferred in from other shelters and/or rescues.

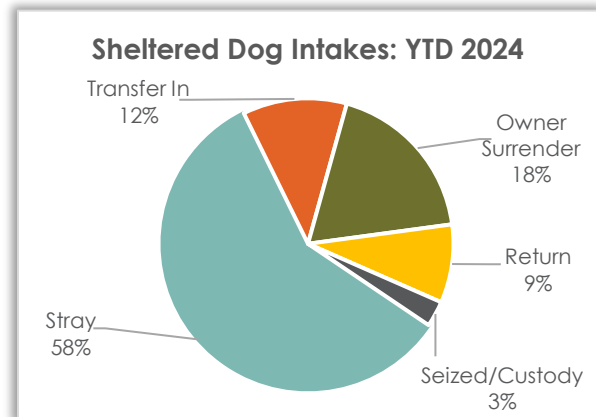


Dog Intake Reason	November 2024	November 2023	November 2022
Stray	28	43	53
Transfer In	7	12	0
Owner Surrender	5	11	11
Return	3	2	3
Seized/Custody	4	1	0
Total	47	69	67

Sheltered Dog Intake – Year-to-Date 2024

Sheltered Dog Intakes

So far in 2024, there have been 803 live dogs admitted to the shelter: 58.3% were strays, 18.6% were owner surrenders, and 11.6% were transferred in from other shelters and/or rescues.



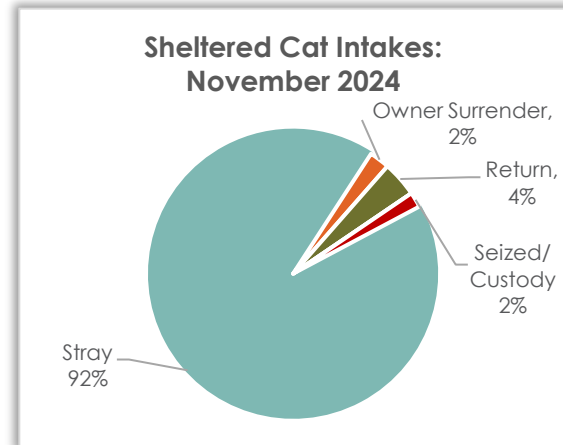
Dog Intake Reason	YTD 2024	YTD 2023	YTD 2022
Stray	468	506	505
Transfer In	93	95	138
Owner Surrender	149	101	126
Return	70	61	48
Seized/Custody	23	7	7
Total	803	770	824



Sheltered Cat Intake – November 2024

Sheltered Cat Intakes

There were 174 live cats admitted to the shelter in November: 92.0% were strays and 2.3% were owner surrendered.

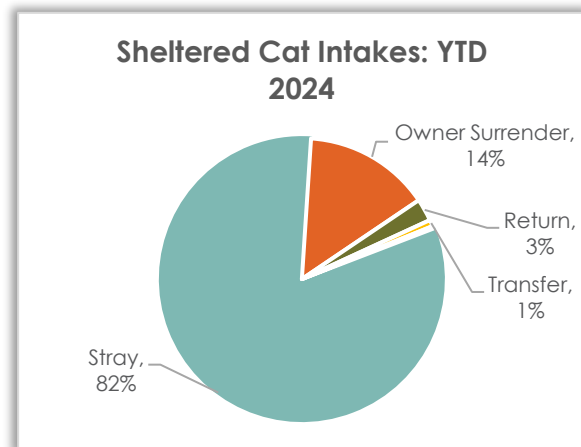


Cat Intake Reasons	November 2024	November 2023	November 2022
Stray	160	116	125
Owner Surrender	4	17	11
Return	7	4	5
Transfer	0	3	0
Seized/Custody	3	0	0
Total	174	140	141

Sheltered Cat Intake – Year-to-Date 2024

Sheltered Cat Intakes

There were 2,019 live cats admitted to the shelter so far this year – 81.9% were strays and 14.5% were owner surrendered.



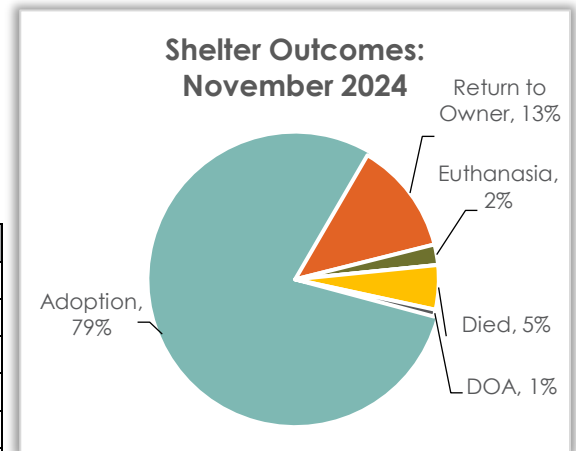
Cat Intake Reasons	YTD 2024	YTD 2023	YTD 2022
Stray	1,653	1,427	1,225
Owner Surrender	293	331	206
Return	52	62	37
Transfer	15	71	74
Seized/Custody	6	1	1
Total	2,019	1,892	1,543



Shelter Animal Outcome – November 2024

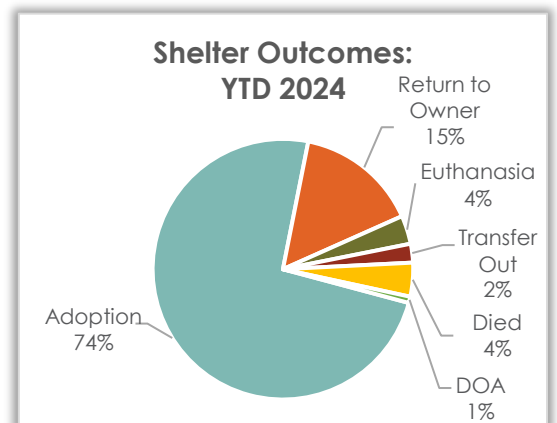
During November a total of 260 pets went home again; 206 pets were adopted, and 33 were returned to their owner.

Outcome Breakdown	Nov 2024	Nov 2023	Nov 2022
Adoption	206	212	193
Return to Owner	33	29	67
Euthanasia	6	5	6
Transfer Out	0	0	1
Died	13	3	11
DOA	2	3	0
Total	260	252	278



Shelter Animal Outcome – YTD 2024

So far this year a total of 2,834 pets went home again! 2,096 pets were adopted, and 431 were returned to their owner.



Outcome Breakdown	YTD 2024	YTD 2023	YTD 2022
Adoption	2,096	2,045	1,560
Return to Owner	431	415	493
Euthanasia	100	86	91
Transfer Out	66	11	6
Died	119	81	54
DOA	22	19	10
Total	2,834	2,657	2,214



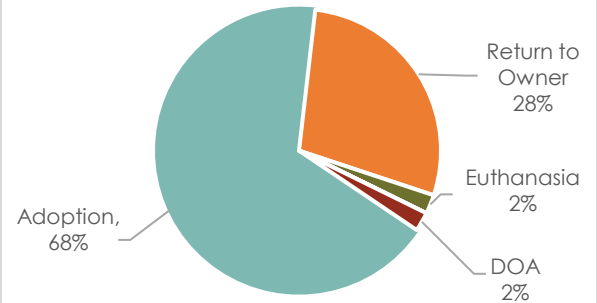
Sheltered Dog Outcome – November 2024

Sheltered Dog Outcomes

Outcomes in November for dogs admitted to the shelter were primarily adoption (67.4%) and return to owner (28.3%).

Dog Outcome	Nov 2024	Nov 2023	Nov 2022
Adoption	31	41	31
Return to Owner	13	17	36
Euthanasia	1	1	1
Transfer Out	0	0	1
Died	0	0	0
DOA	1	1	0
Total	46	60	69

Sheltered Dog Outcomes:
November 2024



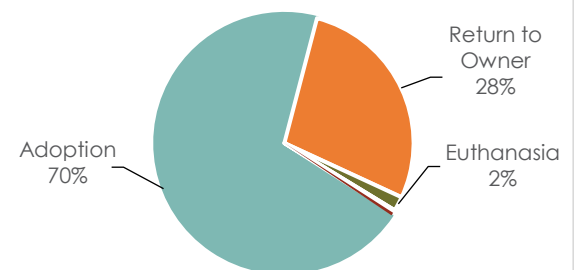
Sheltered Dog Outcome – Year-to-Date 2024

Sheltered Dog Outcomes

Outcomes so far this year for sheltered dogs were primarily adoption (69.6%) and return to owner (27.8%).

Dog Outcome	YTD 2024	YTD 2023	YTD 2022
Adoption	573	476	454
Return to Owner	229	263	320
Euthanasia	15	12	28
Transfer Out	0	0	4
Died	3	4	1
DOA	3	2	2
Total	823	757	809

Sheltered Dog Outcomes: YTD
2024



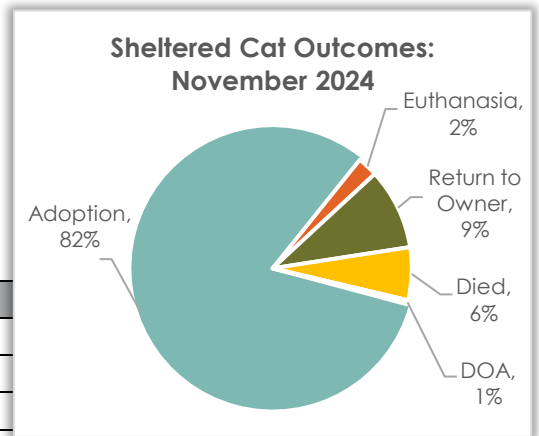


Sheltered Cat Outcome – November 2024

Sheltered Cat Outcomes

Outcomes in November for cats admitted at the shelter were primarily adoption (81.6%). 9.4% of the admitted cats were reclaimed by or returned to an owner.

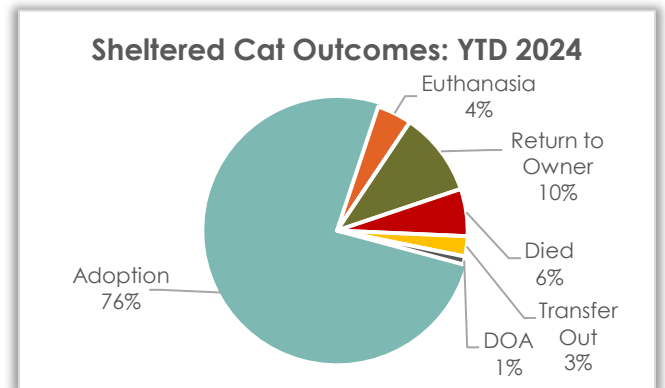
Cat Outcome	Nov 2024	Nov 2023	Nov 2022
Adoption	173	160	160
Euthanasia	5	4	5
Return to Owner	20	12	31
Died	13	3	10
Transfer Out	0	0	0
DOA	1	2	0
Total	212	181	206



Sheltered Cat Outcome – Year-to-Date 2024

Sheltered Cat Outcomes

Outcomes so far this year for sheltered cats were primarily adoption (75.9%). 10.4% of the admitted cats were reclaimed by or returned to an owner.



Cat Outcome	YTD 2024	YTD 2023	YTD 2022
Adoption	1,465	1,494	1,044
Euthanasia	83	74	63
Return to Owner	201	151	173
Died	113	77	49
Transfer Out	48	11	1
DOA	19	17	8
Total	1,929	1,824	1,338



Clinic Operations – November 2024

Successful Surgeries by Client

Clinic Clients	Nov 2024	Nov 2023	Nov 2022
Public Clients	213	49	46
Brown Paws Rescue	1	0	0
Care for Pets	7	20	17
Community Cat	0	6	18
Community Pet Rescue	0	4	0
Friends of Noah	2	18	12
HSSW	40	214	233
Katie's Lane	6	4	0
L.E.A.R.N.	2	0	0
Winnebago County Animal Services	0	78	0
Total	271	393	326

Spay/Neuter Surgeries Totals

Nov 2024

	Dog	Cat	
Spay	42	100	142
Neuter	29	100	129
Total	71	200	271

Nov 2023

	Dog	Cat	
Spay	41	158	199
Neuter	44	150	194
Total	85	308	393

Nov 2022

	Dog	Cat	
Spay	25	136	161
Neuter	28	137	165
Total	53	273	326



November 2024 Shelter Report



Vaccine Totals

Vaccines	Administered Nov 2024	Administered Nov 2023	Administered Nov 2022
Bordatella – Intranasal	27	12	0
Bordatella – Oral	1	4	19
DA2PP	47	51	25
DA2PP/Lepto	10	4	0
FelV	3	3	1
FVRCP	158	121	108
Lepto	32	32	3
Lyme	21	11	5
Rabies (1-year)	182	133	100
Rabies (3-year)	33	23	12
Total	514	394	273



November 2024 Shelter Report



Service Totals

Services	Provided Nov 2024	Provided Nov 2023	Provided Nov 2022
Additional Service	1	0	0
Amputation	1	0	0
Anal Gland Expression	1	0	0
CBC – In-House	2	0	0
Chem 17/Lytes – In-House	1	0	0
Chemistry 15 Panel	1	0	0
Cherry Eye Repair	0	2	0
Cryptorchid – Abdominal	1	0	0
Cryptorchid – Inguinal	1	0	0
Cryptorchid Surgery	0	3	0
Ear Cleaning	57	16	8
Ear Cytology	5	0	0
Ear Tip	29	25	21
Exam, Physical	100	86	58
Exam, Recheck	37	29	0
Extra Large Dog	1	0	0
Fecal Test	6	5	1
FelV/FIV Test	12	3	17
Heartworm 4DX Test	4	5	8
Heartworm Test	18	38	2
Hernia Repair – Umbilical	3	0	0
Idexx Snap 4Dx Test	12	4	0
IV Catheter	8	1	0
IV Fluids	0	2	0
Large Dog	1	0	0
Microchip	2	104	30
Nail Trim	62	87	31
Prescription Fee	6	5	1
Pyometra – Cat	1	0	0
Pyometra – Emergency	0	1	0
Radiograph	1	0	0
Radiograph – Additional View	2	0	0
Schirmer Tear Test	0	1	0
Sedation Only	1	1	0
Urinalysis	1	0	0
Urinalysis – Strip	1	0	0
Total	379	418	177