



February 2024 Shelter Report

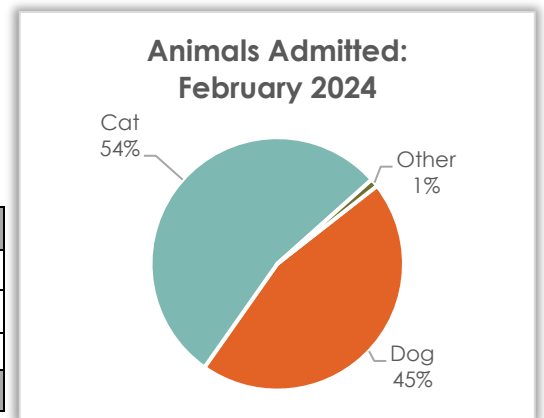


Total Live Animal Admission – February 2024

Animals Admitted

During February, 192 animals were admitted. Of the animals taken in, 45.3% were dogs and 53.6% were cats.

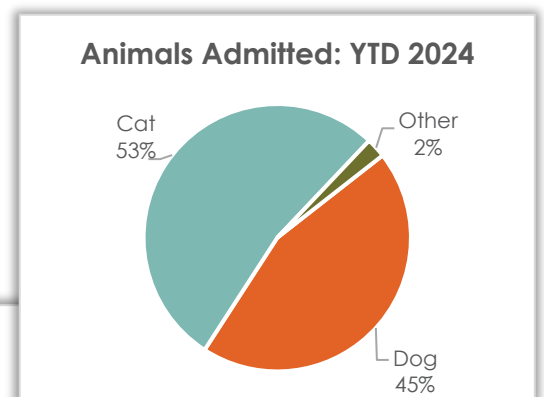
Animal	February 2024	February 2023	February 2022
Dog	87	49	69
Cat	103	96	92
Other	2	9	3
Total	192	154	164



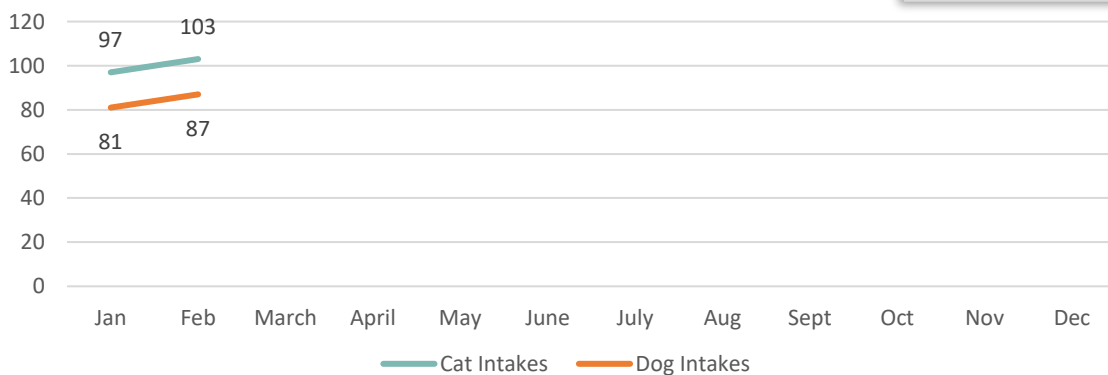
Total Live Animal Admission – Year-to-Date 2024

Animals Admitted

So far in 2024, 378 animals have been admitted. Of the 378 animals taken in, 44.7% were dogs and 52.9% were cats. Other intakes (2.4%) were other pets – primarily guinea pigs and rabbits.



Animals Admitted: 2024 Monthly Intake



Animal	YTD 2024	YTD 2023	YTD 2022
Dog	169	125	114
Cat	200	201	190
Other	9	17	11
Total	378	343	315

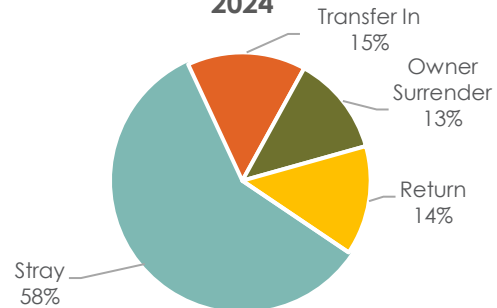


Sheltered Dog Intake – February 2024

Sheltered Dog Intakes

There were 87 live dogs admitted to the shelter in February: 58.6% were strays, 12.6% were owner surrenders, and 14.9% were transferred in from other shelters and/or rescues.

Sheltered Dog Intakes: February 2024



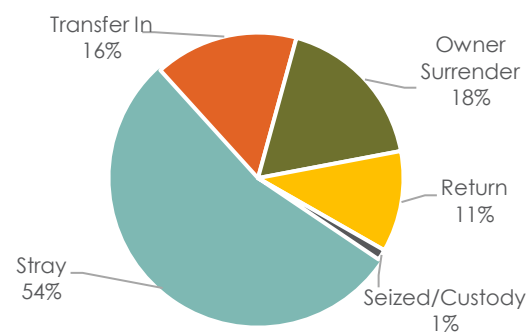
Dog Intake Reason	February 2024	February 2023	February 2022
Stray	51	31	21
Transfer In	13	7	24
Owner Surrender	11	8	14
Return	12	3	9
Seized/Custody	0	0	1
Total	87	49	69

Sheltered Dog Intake – Year-to-Date 2024

Sheltered Dog Intakes

So far in 2024, there have been 169 live dogs admitted to the shelter: 53.8% were strays, 17.8% were owner surrenders, and 16.0% were transferred in from other shelters and/or rescues.

Sheltered Dog Intakes: YTD 2024



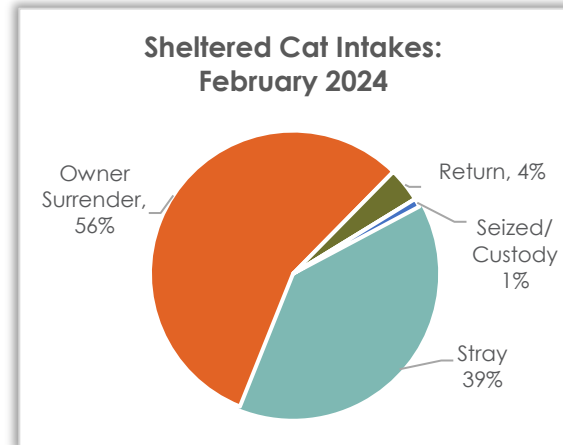
Dog Intake Reason	YTD 2024	YTD 2023	YTD 2022
Stray	91	73	48
Transfer In	27	20	24
Owner Surrender	30	21	29
Return	19	9	12
Seized/Custody	2	2	1
Total	169	125	114



Sheltered Cat Intake – February 2024

Sheltered Cat Intakes

There were 103 live cats admitted to the shelter in February: 38.8% were strays and 56.3% were owner surrendered.

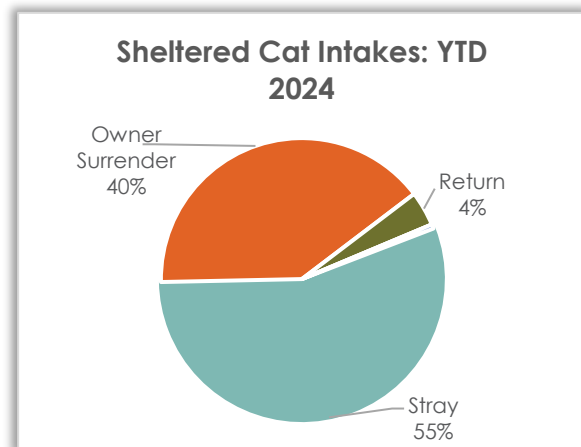


Cat Intake Reasons	February 2024	February 2023	February 2022
Stray	40	41	52
Owner Surrender	58	43	25
Return	4	7	2
Transfer	0	5	12
Seized/Custody	1	0	1
Total	103	96	92

Sheltered Cat Intake – Year-to-Date 2024

Sheltered Cat Intakes

There were 200 live cats admitted to the shelter so far this year 55.5% were strays and 40.0% were owner surrendered.



Cat Intake Reasons	YTD 2024	YTD 2023	YTD 2022
Stray	111	99	114
Owner Surrender	80	79	44
Return	8	12	7
Transfer	0	11	24
Seized/Custody	1	0	1
Total	200	201	190



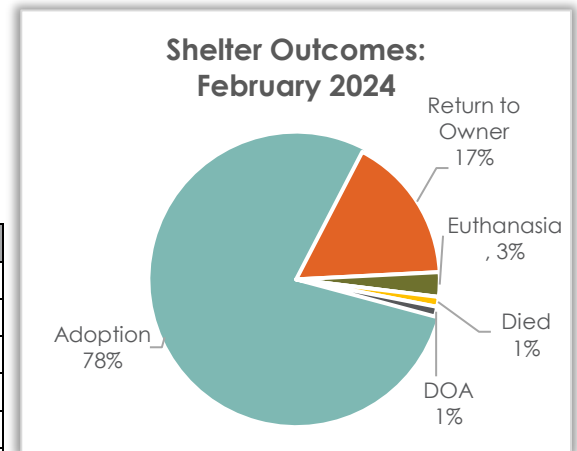
February 2024 Shelter Report



Shelter Animal Outcome – February 2024

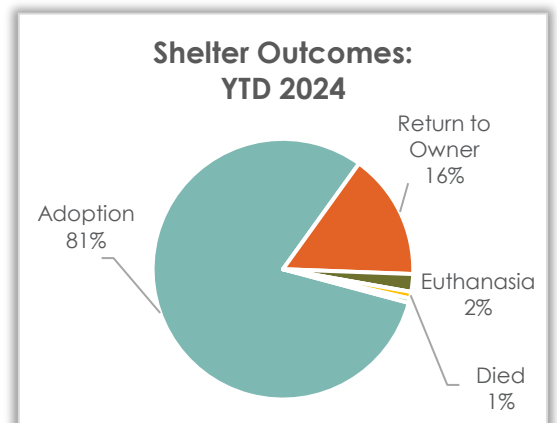
During February a total of 181 pets went home again; 142 pets were adopted, and 30 were returned to their owner.

Outcome Breakdown	Feb 2024	Feb 2023	Feb 2022
Adoption	142	145	149
Return to Owner	30	19	24
Euthanasia	5	3	6
Transfer Out	0	2	2
Died	2	3	1
DOA	2	1	2
Total	181	173	184



Shelter Animal Outcome – YTD 2024

So far this year a total of 364 pets went home again! 294 pets were adopted, and 57 were returned to their owner.



Outcome Breakdown	YTD 2024	YTD 2023	YTD 2022
Adoption	294	314	262
Return to Owner	57	52	51
Euthanasia	8	6	8
Transfer Out	0	2	2
Died	3	3	5
DOA	2	2	2
Total	364	379	330



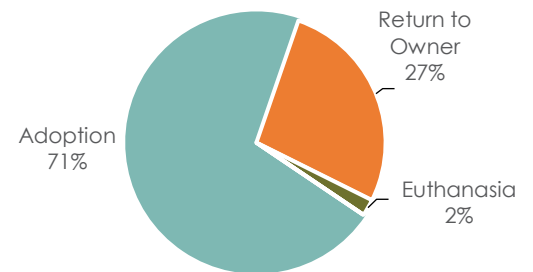
Sheltered Dog Outcome – February 2024

Sheltered Dog Outcomes

Outcomes in February for dogs admitted to the shelter were primarily adoption (70.8%) and return to owner (27.1%).

Dog Outcome	Feb 2024	Feb 2023	Feb 2022
Adoption	68	29	63
Return to Owner	26	9	15
Euthanasia	2	2	4
Transfer Out	0	0	1
Died	0	0	0
DOA	0	0	0
Total	96	40	83

Sheltered Dog Outcomes: February 2024



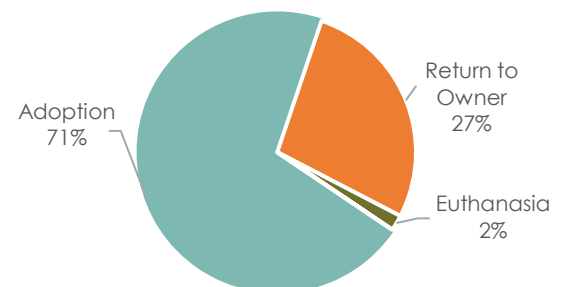
Sheltered Dog Outcome – Year-to-Date 2024

Sheltered Dog Outcomes

Outcomes so far this year for sheltered dogs were primarily adoption (70.7%) and return to owner (27.4%).

Dog Outcome	YTD 2024	YTD 2023	YTD 2022
Adoption	116	81	85
Return to Owner	45	33	31
Euthanasia	3	3	6
Transfer Out	0	0	1
Died	0	0	0
DOA	0	1	0
Total	164	118	123

Sheltered Dog Outcomes: YTD 2024



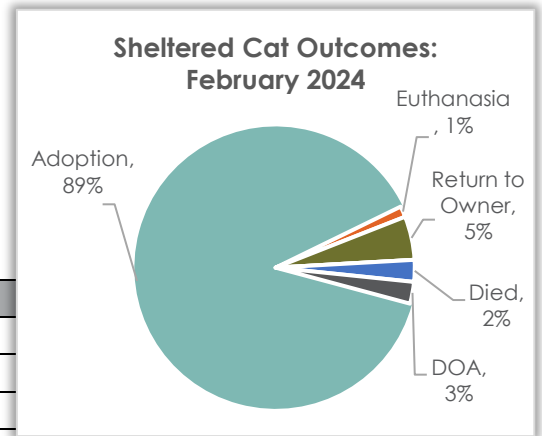


Sheltered Cat Outcome – February 2024

Sheltered Cat Outcomes

Outcomes in February for cats admitted at the shelter were primarily adoption (88.6%). 5.1% of the admitted cats were reclaimed by or returned to an owner.

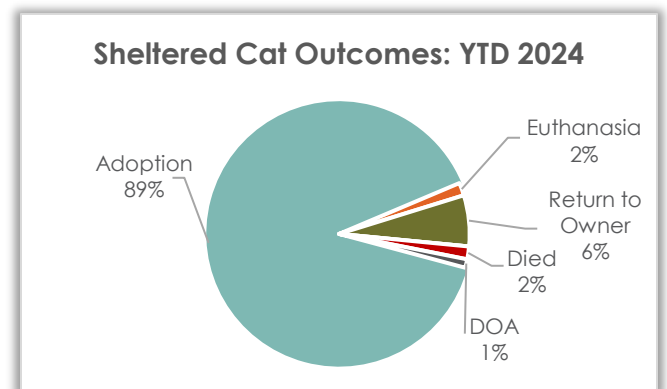
Cat Outcome	Feb 2024	Feb 2023	Feb 2022
Adoption	70	105	80
Euthanasia	1	1	2
Return to Owner	4	10	9
Transfer Out	0	2	0
Died	2	3	1
DOA	2	1	2
Total	79	122	94



Sheltered Cat Outcome – Year-to-Date 2024

Sheltered Cat Outcomes

Outcomes so far this year for sheltered cats were primarily adoption (89.5%). 6.3% of the admitted cats were reclaimed by or returned to an owner.



Cat Outcome	YTD 2024	YTD 2023	YTD 2022
Adoption	170	213	154
Euthanasia	3	3	2
Return to Owner	12	19	20
Transfer Out	0	2	0
Died	3	3	4
DOA	2	1	2
Total	190	241	182



February 2024 Shelter Report



Clinic Operations – February 2024

Clinic – Client Metrics

Clinic Clients	Feb 2024	Feb 2023	Feb 2022
Public Clients	102	50	61
A Little R&R Animal Sanctuary	0	0	9
Care for Pets	17	19	17
Community Cat	1	2	1
Community Pet Rescue	0	7	0
Friends of Noah	0	6	0
Hope's Legacy & Trust	1	0	0
HSSW	37	124	64
Targeted TNR	0	0	7
The Labrador Connection	1	1	0
Winnebago County Animal Services	39	0	0
Total	198	209	159

Clinic - Spay/Neuter Surgeries Totals

Feb 2024

	Dog	Cat	
Spay	35	67	102
Neuter	35	61	96
Total	70	128	198

Feb 2023

	Dog	Cat	
Spay	26	77	103
Neuter	18	88	106
Total	44	165	209

Feb 2022

	Dog	Cat	
Spay	20	56	76
Neuter	20	63	83
Total	40	119	159



February 2024 Shelter Report



Clinic – Vaccine Totals

Vaccines	Administered Feb 2024	Administered Feb 2023	Administered Feb 2022
Bordetella – Intranasal	43	11	0
Bordetella – Oral	9	9	8
DA2PP	65	47	32
DA2PP/Lepto	14	0	1
FelV	4	0	0
FVRCP	85	79	81
Lepto	24	11	6
Lyme	16	7	0
Rabies (1-year)	150	93	110
Rabies (3-year)	17	23	8
Total	427	280	246



February 2024 Shelter Report



Clinic – Service Totals

Services	Provided Feb 2024	Provided Feb 2023	Provided Feb 2022
Altered Cat – Sedation	1	0	0
Amputation	0	1	0
Anal Gland Expression	1	0	0
Cryptorchid	0	0	1
CVI	2	0	0
Dental Prophylaxis	1	0	0
Ear Cleaning	33	11	1
Ear Cytology	1	2	0
Ear Tip	15	8	6
Entropion – Bilateral	1	0	0
Exam, Physical	103	63	0
Exam, Recheck	28	17	0
Eye Enucleation	1	0	0
Eye Stain	1	0	0
Fecal Test	6	3	0
FelV/FIV Test	4	5	6
Giardia Test	1	0	0
Heartworm 4DX Test	5	11	0
Heartworm Test	16	2	9
Hernia Repair	0	0	2
Idexx Snap 4Dx Test	4	0	0
IV Catheter	4	0	0
IV Fluids	4	0	0
Microchip Insertion	47	15	21
Miscellaneous	3	1	0
Nail Trim	91	24	34
Prescription Fee	4	0	0
Radiograph 2 view	0	1	0
Recheck	0	0	1
Urinalysis	1	1	0
Total	378	165	81