

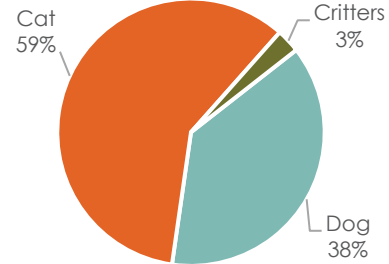


Total Animal Intake

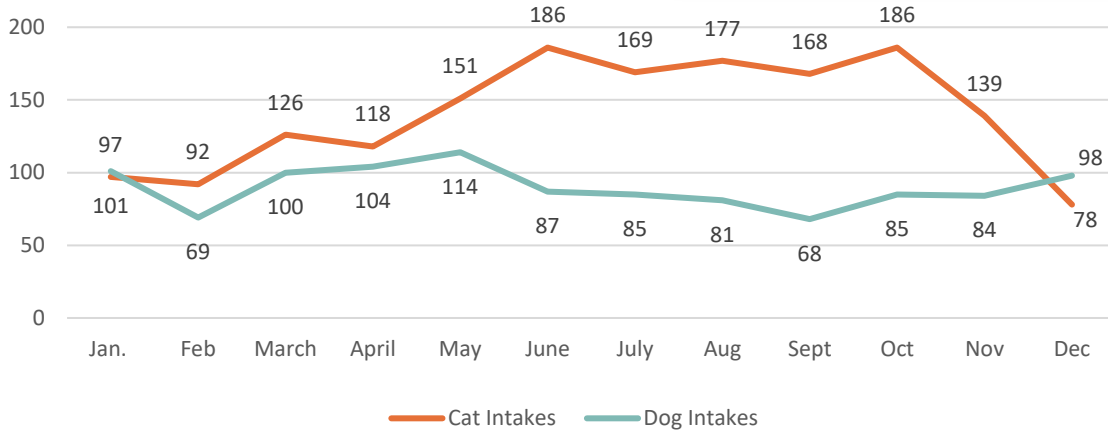
Animals Admitted

During 2021, 2,844 animals were admitted. Of the 2,844 animals taken in, 37.8% were dogs, 59.2% were cats, and 2.9% were critters, primarily domestic rabbits and guinea pigs.

2021 Animals Admitted

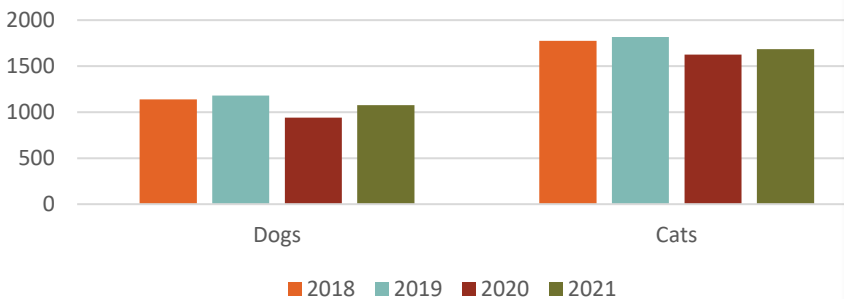


2021 Monthly Intake

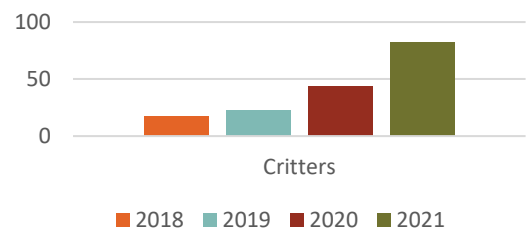


There was a decrease in overall admission from 2018. This was due to a more controlled intake process and an effort to help pets go home again without stepping foot in the shelter. The introduction of our Fearless Foster Program allowed us to grow our intake of critters, mostly guinea pigs and domestic rabbits.

Dog & Cat Admission



Critter Admission



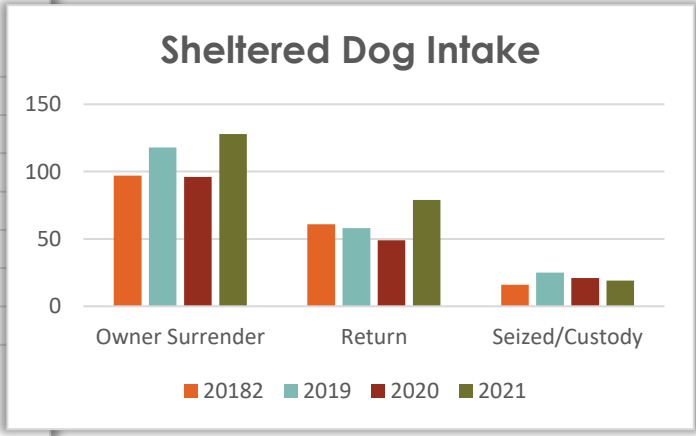
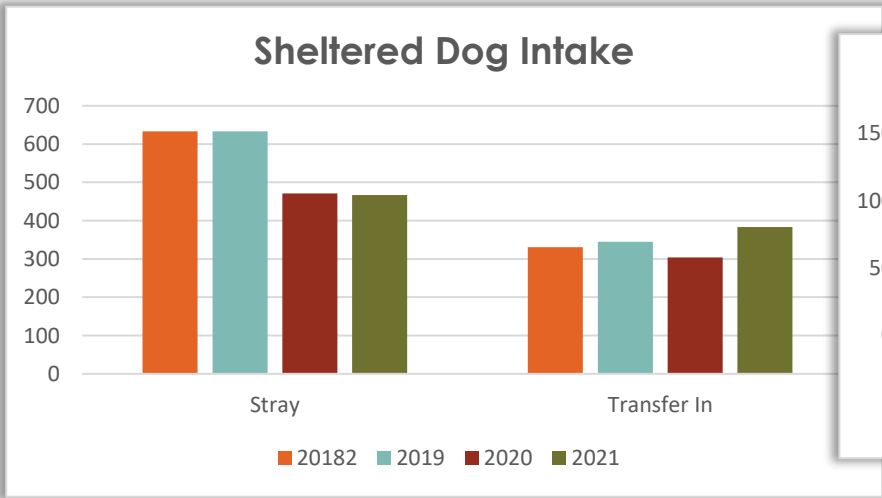
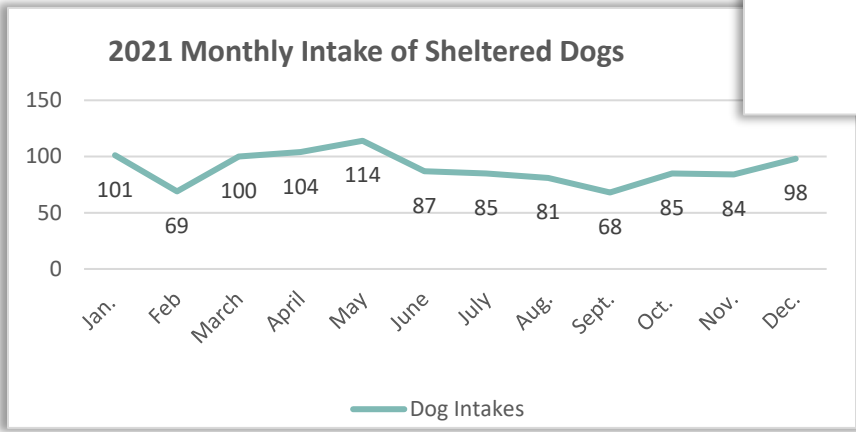
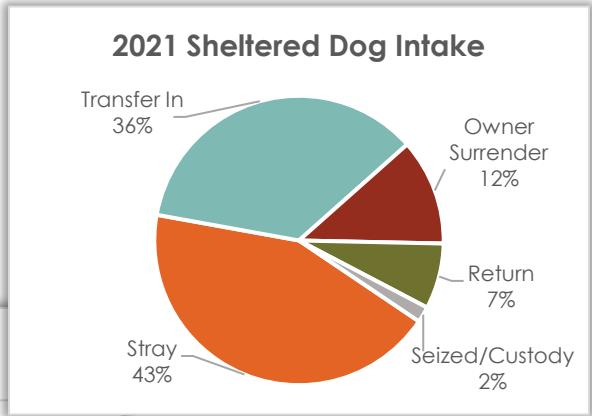
Animal	2018	2019	2020	2021
Dog	1,138	1,179	941	1,076
Cat	1,776	1,816	1,624	1,686
Other	17	23	44	82
Total	2,931	3,018	2,609	2,844



Sheltered Dog Intake

Sheltered Dog Intake

There were 1,076 dogs admitted to the shelter during 2021: 43.4% were strays, 11.9% were owner surrenders, and 35.6% were transferred in from other shelters and/or rescues.



Dog Intake Reason	2018	2019	2020	2021
Stray	633	633	471	467
Transfer In	331	345	304	383
Owner Surrender	97	118	96	128
Return	61	58	49	79
Seized/Custody	16	25	21	19
Total	1,138	1,179	941	1,076

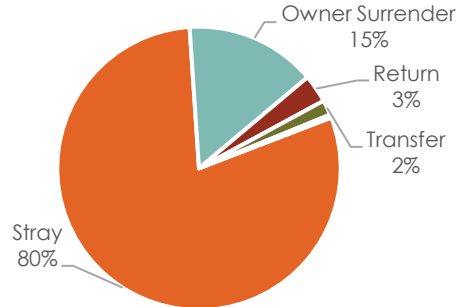


Sheltered Cat Intake

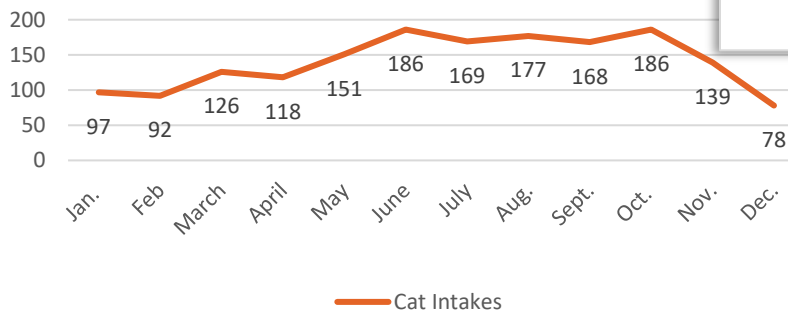
Sheltered Cat Intake

There were 1,686 live cats admitted to the shelter in 2021: 79.8% were strays and 14.9% were owner surrendered.

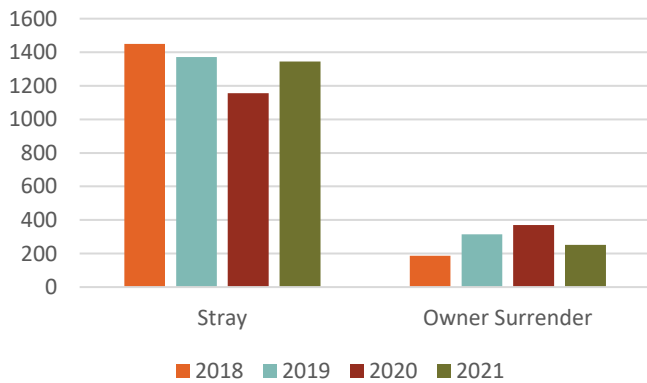
2021 Sheltered Cat Intake



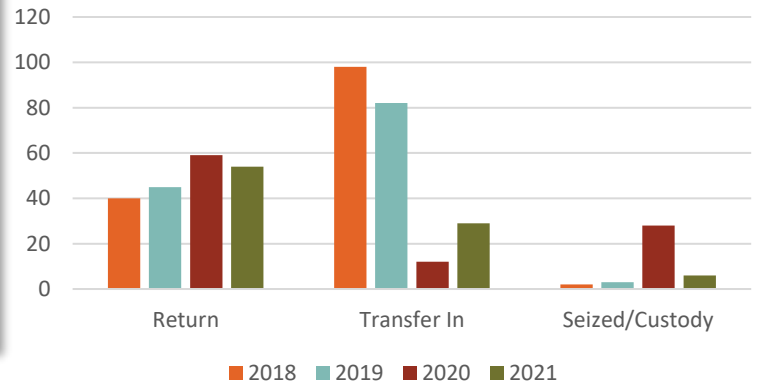
Sheltered Cats: 2021 Monthly Intake



Sheltered Cat Intake



Sheltered Cat Intake



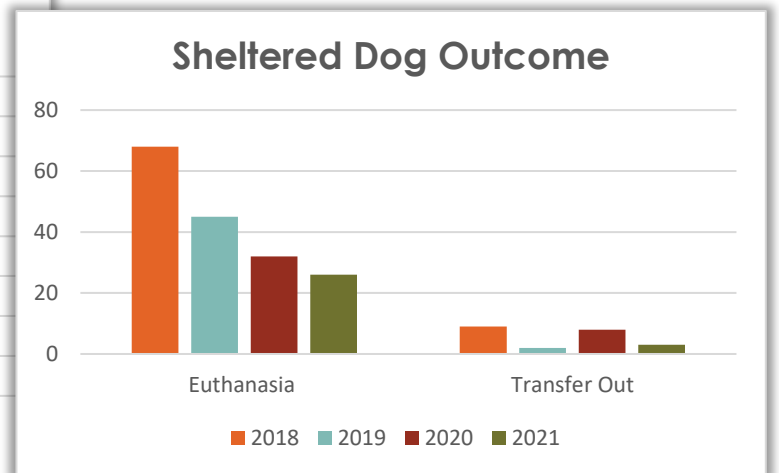
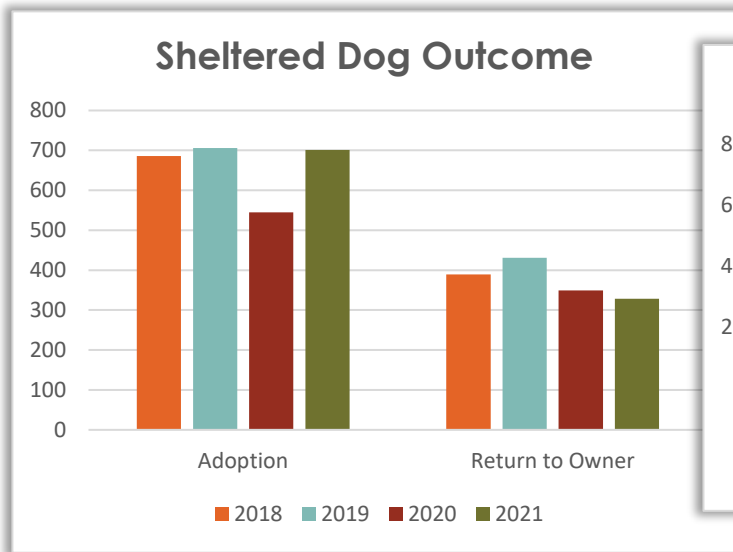
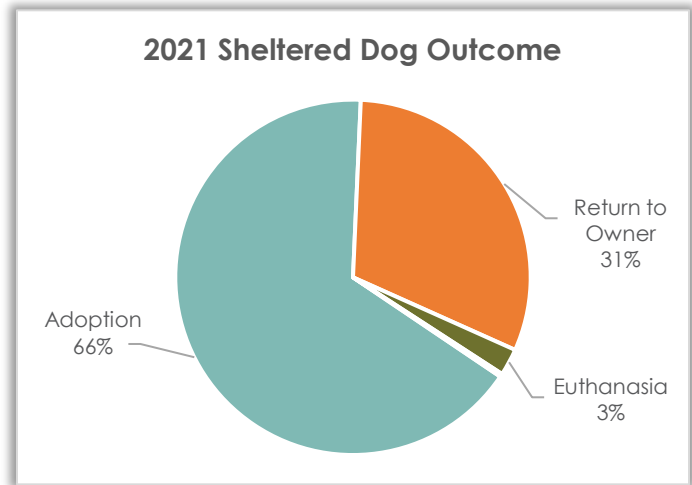
Cat Intake Reasons	2018	2019	2020	2021
Stray	1,450	1,371	1,156	1,345
Owner Surrender	186	315	369	252
Return	40	45	59	54
Transfer	98	82	12	29
Seized/Custody	2	3	28	6
Total	1,776	1,816	1,624	1,686



Sheltered Dog Outcome

Sheltered Dog Outcome

Outcomes for dogs in 2021 were primarily adoption (66.1%) and return to owner (30.9%).



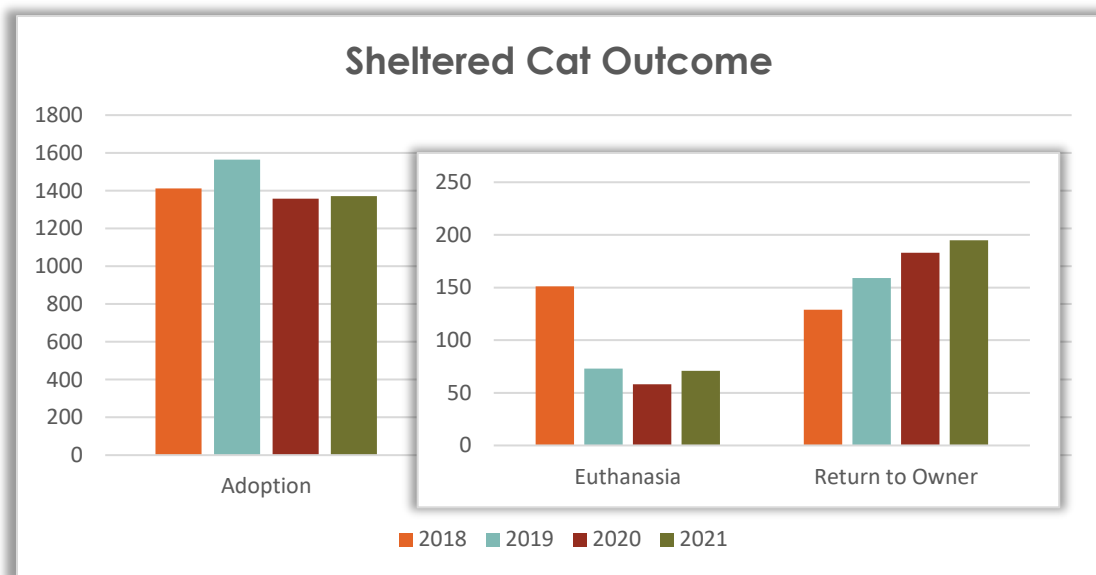
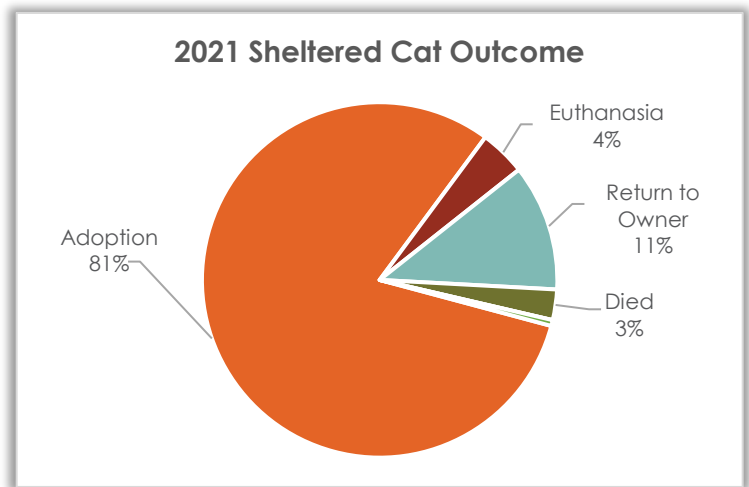
Dog Outcome	2018	2019	2020	2021
Adoption	686	706	545	701
Return to Owner	389	431	349	328
Euthanasia	68	45	32	26
Transfer Out	9	2	8	3
Died	5	2	3	2
DOA	1	1	1	0
Total	1,158	1,187	938	1,060



Sheltered Cat Outcome

Sheltered Cat Outcome

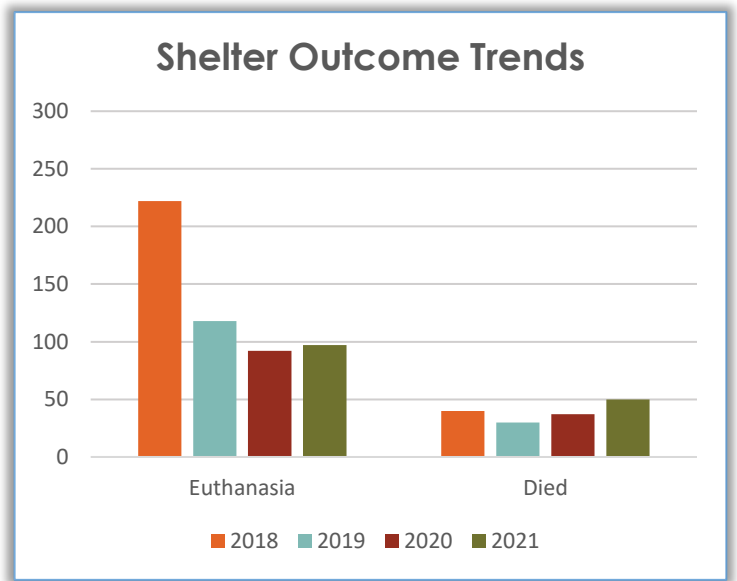
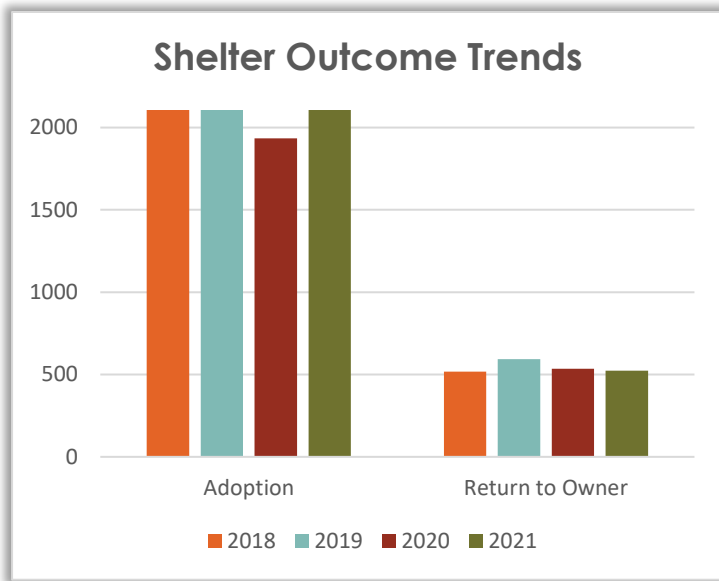
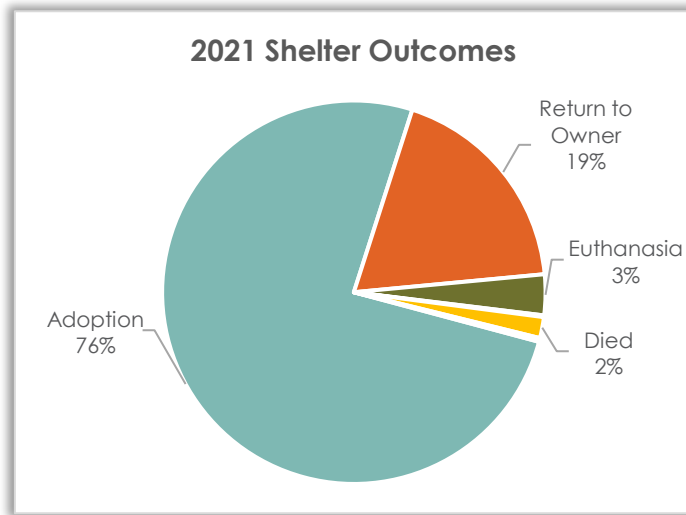
Outcomes for cats were primarily adoption (81.0%) and return to owner (11.5%).



Cat Outcome	2018	2019	2020	2021
Adoption	1,412	1,564	1,358	1,371
Euthanasia	151	73	58	71
Return to Owner	129	159	183	195
Transfer Out	11	10	3	0
Died	35	27	30	47
DOA	5	11	7	9
Total	1,743	1,844	1,639	1,693



Shelter Outcome Trends



Outcome	2018	2019	2020	2021
Adoption	2,112	2,281	1,935	2,139
Return to Owner	518	594	536	524
Euthanasia	222	118	92	97
Transfer Out	21	19	14	4
Died	40	30	37	50
DOA	6	12	8	9
Total	2,919	3,054	2,622	2,823

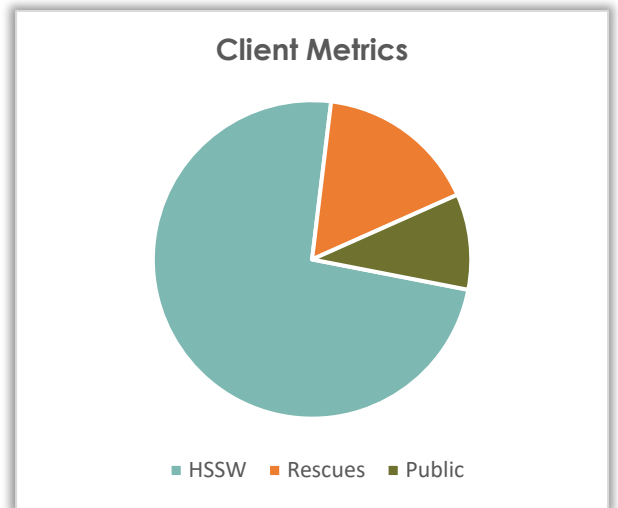


Clinic Services

Clinic Services

In 2021, the Humane Society of Southern Wisconsin continued providing its low-cost Clinic Services to both community members and rescue partners. In 2021, HSSW performed clinic services for nine rescue partners. Additionally, all 2021, HSSW offered low-cost and at times no-cost spay and neuter services to the community.

There were 2,108 animals spayed or neutered by the shelter's veterinary team. Of the total spay/neuter surgeries, 1,557 were HSSW's shelter pets, 346 were pets belong to partnering rescues, and 205 were pets belonging to the public.



Clinic Services	Cat	Dog	Total
Spay	972	241	1,213
Neuter	665	230	895
Microchip	-----	-----	2,131
Vaccinations	-----	-----	3,287
Other Vet Services	-----	-----	291

