



March 2023 Shelter Report



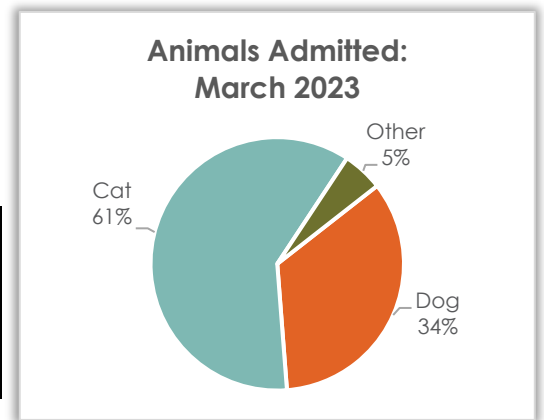
Total Live Animal Admission – March 2023

Animals Admitted

During March, 233 animals were admitted. Of the animals taken in, 34.3% were dogs and 60.5% were cats.

Animal	March 2023	March 2022	March 2021
Dog	80	100	100
Cat	141	87	126
Other	12	9	11
Total	233	196	237

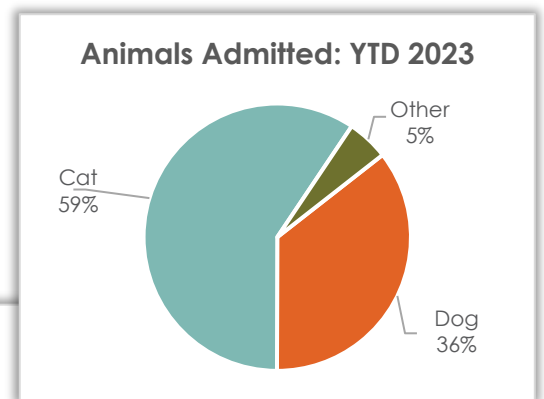
Above data excludes Clinic and Service Intake data



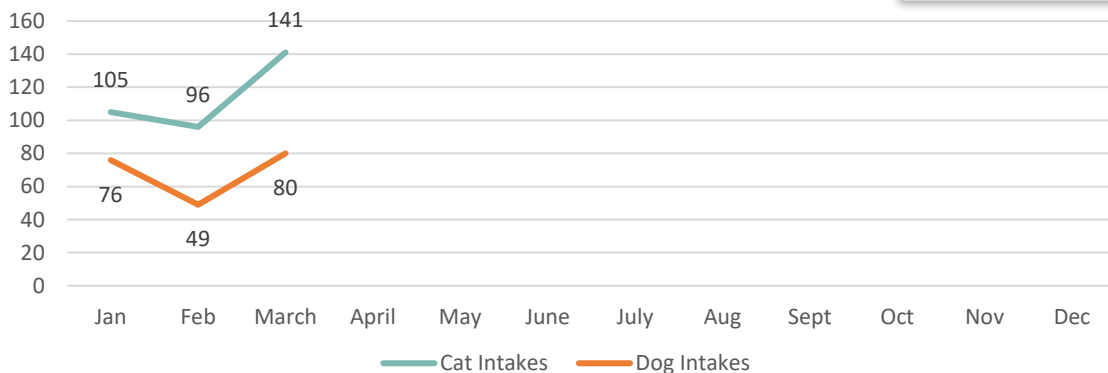
Total Live Animal Admission – Year-to-Date 2023

Animals Admitted

So far in 2023, 576 animals have been admitted. Of the 576 animals taken in, 35.6% were dogs and 59.4% were cats. Other intakes (5.0%) were other pets – primarily ferrets, guinea pigs, and rabbits.



Animals Admitted: 2023 Monthly Intake



Animal	YTD 2023	YTD 2022	YTD 2021
Dog	205	214	270
Cat	342	277	315
Other	29	20	17
Total	576	491	602

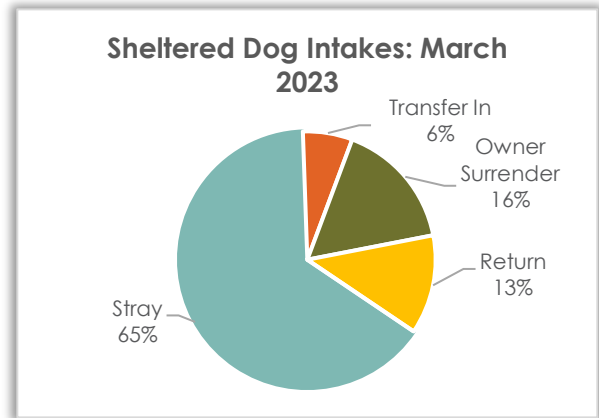
Above data excludes Clinic and Service Intake data



Sheltered Dog Intake – March 2023

Sheltered Dog Intakes

There were 80 live dogs admitted to the shelter in March: 65.0% were strays, 16.3% were owner surrenders, and 6.3% were transferred in from other shelters and/or rescues.



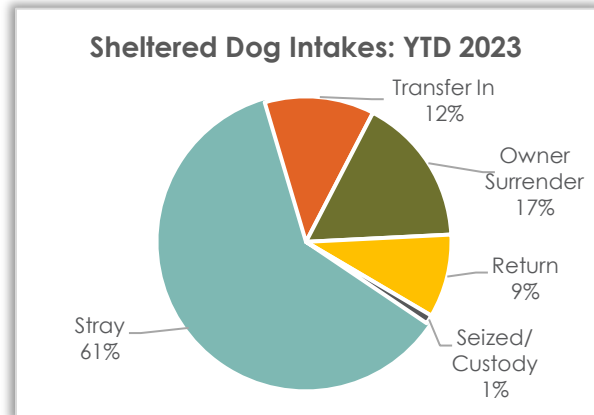
Dog Intake Reason	March 2023	March 2022	March 2021
Stray	52	50	43
Transfer In	5	35	29
Owner Surrender	13	8	18
Return	10	6	8
Seized/Custody	0	1	2
Total	80	100	100

Above data excludes Clinic and Service Intake data

Sheltered Dog Intake – Year-to-Date 2023

Sheltered Dog Intakes

So far in 2023, there have been 205 live dogs admitted to the shelter: 61.0% were strays, 16.6% were owner surrenders, and 12.2% were transferred in from other shelters and/or rescues.



Dog Intake Reason	YTD 2023	YTD 2022	YTD 2021
Stray	125	98	103
Transfer In	25	59	108
Owner Surrender	34	37	40
Return	19	18	16
Seized/Custody	2	2	3
Total	205	214	270

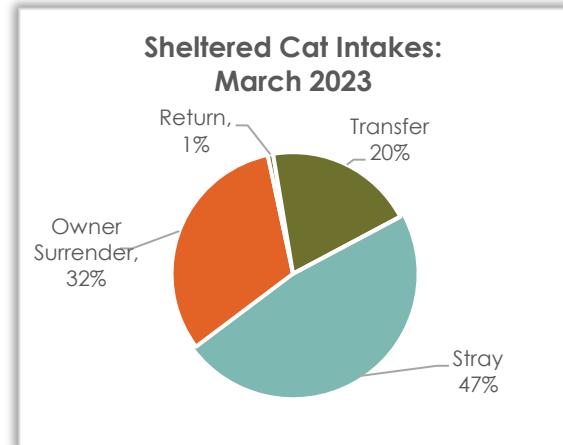
Above data excludes Clinic and Service Intake data



Sheltered Cat Intake – March 2023

Sheltered Cat Intakes

There were 141 live cats admitted to the shelter in March: 47.5% were strays and 31.9% were owner surrendered, and 19.9% were transferred in from other shelters and/or rescues.



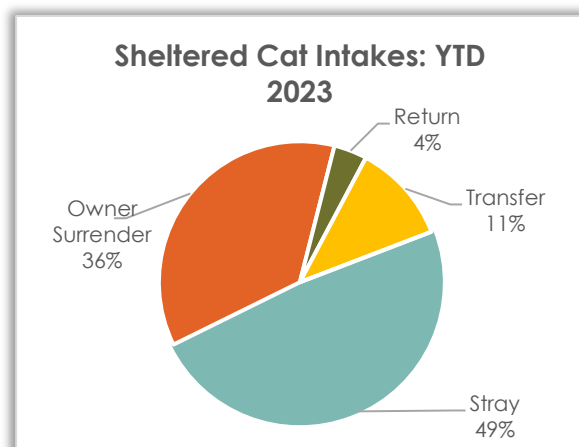
Cat Intake Reasons	March 2023	March 2022	March 2021
Stray	67	53	89
Owner Surrender	45	13	32
Return	1	3	2
Transfer	28	18	3
Seized/Custody	0	0	0
Total	141	87	126

Above data excludes Clinic and Service Intake data

Sheltered Cat Intake – Year-to-Date 2023

Sheltered Cat Intakes

There were 342 live cats admitted to the shelter so far this year – 48.5% were strays and 36.3% were owner surrendered, and 11.4% were transferred in from other shelters and/or rescues.



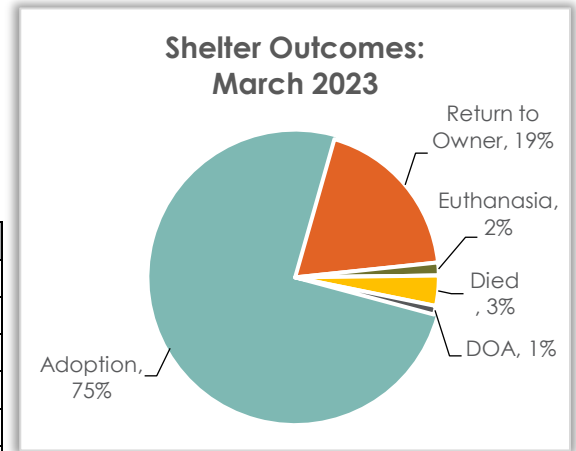
Cat Intake Reasons	YTD 2023	YTD 2022	YTD 2021
Stray	166	167	196
Owner Surrender	124	57	104
Return	13	10	11
Transfer	39	42	4
Seized/Custody	0	1	0
Total	342	277	315

Above data excludes Clinic and Service Intake data



Shelter Animal Outcome – March 2023

During March a total of 206 pets went home again; 155 pets were adopted, and 39 were reunited with their owner.

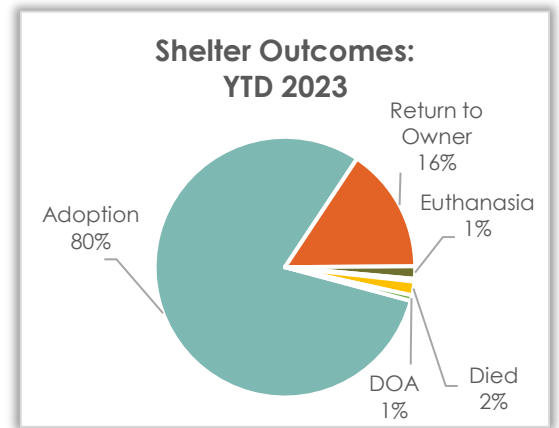


Outcome Breakdown	Mar 2023	Mar 2022	Mar 2021
Adoption	155	131	162
Return to Owner	39	48	50
Euthanasia	3	2	1
Transfer Out	0	1	0
Died	7	1	1
DOA	2	1	2
Total	206	184	216

Above data excludes Clinic and Service Outcome data

Shelter Animal Outcome – YTD 2023

So far this year a total of 585 pets went home again! 469 pets were adopted, and 91 were reunited with their owner.



Outcome Breakdown	YTD 2023	YTD 2022	YTD 2021
Adoption	469	393	447
Return to Owner	91	99	109
Euthanasia	9	10	6
Transfer Out	2	3	1
Died	10	6	4
DOA	4	3	2
Total	585	514	569

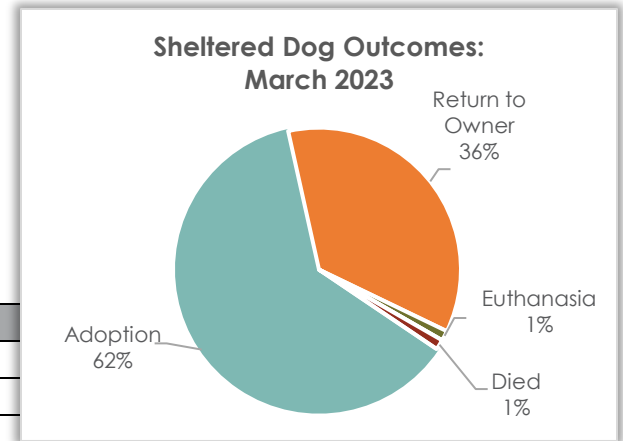
Above data excludes Clinic and Service Outcome data



Sheltered Dog Outcome – March 2023

Sheltered Dog Outcomes

Outcomes in March for dogs admitted to the shelter were primarily adoption (62.1%) and return to owner (35.6%).



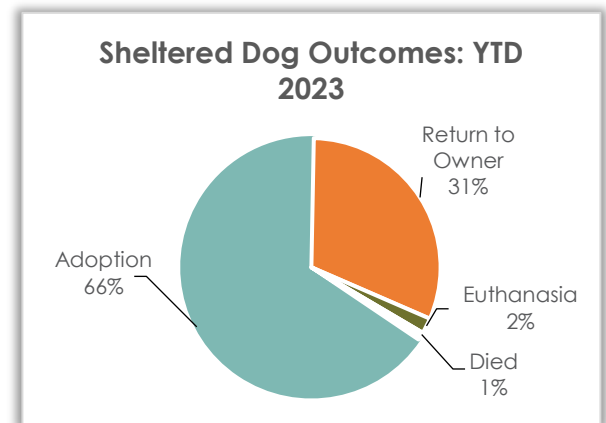
Dog Outcome	Mar 2023	Mar 2022	Mar 2021
Adoption	54	58	78
Return to Owner	31	31	34
Euthanasia	1	1	1
Transfer Out	0	1	0
Died	1	0	0
DOA	0	0	0
Total	87	91	113

Above data excludes Clinic and Service Outcome data

Sheltered Dog Outcome – Year-to-Date 2023

Sheltered Dog Outcomes

Outcomes so far this year for sheltered dogs were primarily adoption (65.9%) and return to owner (31.2%).



Dog Outcome	YTD 2023	YTD 2022	YTD 2021
Adoption	135	143	183
Return to Owner	64	62	71
Euthanasia	4	7	5
Transfer Out	0	2	1
Died	1	0	0
DOA	1	0	0
Total	205	214	260

Above data excludes Clinic and Service Outcome data

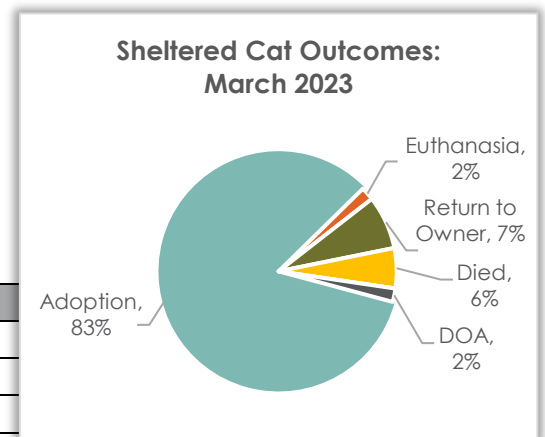


Sheltered Cat Outcome – March 2023

Sheltered Cat Outcomes

Outcomes in March for cats admitted at the shelter were primarily adoption (83.5%). 7.3% of the admitted cats were reclaimed by or returned to an owner.

Cat Outcome	Mar 2023	Mar 2022	Mar 2021
Adoption	91	71	74
Euthanasia	2	1	0
Return to Owner	8	17	16
Died	6	0	1
Transfer Out	0	0	0
DOA	2	1	2
Total	109	90	93

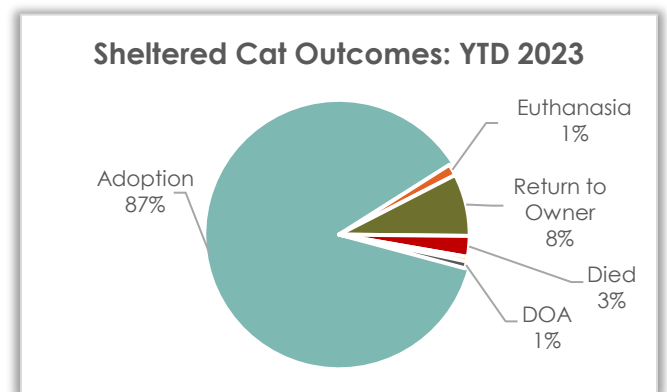


Above data excludes Clinic and Service Outcome data

Sheltered Cat Outcome – Year-to-Date 2023

Sheltered Cat Outcomes

Outcomes so far this year for sheltered cats were primarily adoption (86.9%). 7.7% of the admitted cats were reunited with an owner.



Cat Outcome	YTD 2023	YTD 2022	YTD 2021
Adoption	304	225	247
Euthanasia	5	3	1
Return to Owner	27	37	38
Died	9	0	3
Transfer Out	2	4	0
DOA	3	3	2
Total	350	272	291

Above data excludes Clinic and Service Outcome data



Clinic Operations – March 2023

Clinic – Client Metrics

Clinic Clients	March 2023	March 2022	March 2021
Public Clients	32	58	20
A Little R & R Animal Sanctuary	0	0	1
Albert's Dog Lounge	0	0	1
Care for Pets	9	38	17
Community Cat	2	0	0
Community Pet Rescue	7	2	18
Touched by a Paw	0	4	3
HSSW	94	85	96
Total	144	187	160

Clinic - Spay/Neuter Surgeries Totals

March 2023

	Dog	Cat	
Spay	26	50	76
Neuter	24	44	68
Total	50	94	144

March 2022

	Dog	Cat	
Spay	33	77	110
Neuter	23	54	77
Total	56	131	187

March 2021

	Dog	Cat	
Spay	23	71	94
Neuter	26	40	66
Total	49	111	160



March 2023 Shelter Report



Clinic – Vaccine Totals

Vaccines	Administered March 2023	Administered March 2022	Administered March 2021
Bordatella	23	19	1
Bordatella - Intranasal	26	0	0
DA2PP	74	38	1
DA2PP/Lepto	0	7	0
FelV	0	0	0
FVRCP	79	80	30
Leptospirosis	22	2	0
Lyme	12	1	0
Rabies (1-year)	108	114	52
Rabies (3-year)	48	12	0
Total	392	273	84

Clinic – Service Totals

Services	Provided Mar 2023	Provided Mar 2022	Provided Mar 2021
Anal Gland Expression	3	1	0
Certified Veterinary Inspection (CVI)	0	0	1
Cryptorchid Surgery	0	1	0
Ear Cleaning	15	1	1
Ear Cytology	2	0	0
Ear Tip	13	8	26
Exam, Physical	124	0	0
Exam, Recheck	16	0	0
Eye Enucleation	0	0	1
Eye Stain	1	0	0
Fecal Test	1	5	1
FelV/FIV Test	4	7	3
Gastropexy	1	0	0
Heartworm 4DX Test	24	2	0
Heartworm Test	3	3	0
Idexx Snap 4Dx Test	4	4	4
Microchip Insertion	8	29	1
Miscellaneous	2	0	0
Nail Trim	48	23	0
Prescription Fee	4	0	0
Sedation Only	0	1	5
Total	273	85	43