



# June 2023 Shelter Report



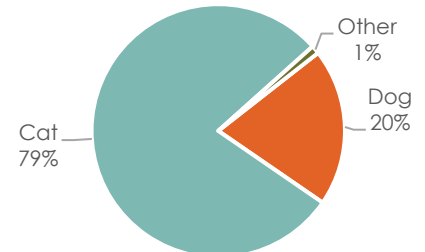
## Total Live Animal Admission – June 2023

### Animals Admitted

During June, 283 animals were admitted. Of the animals taken in, 20.1% were dogs and 78.8% were cats.

Animal	June 2023	June 2022	June 2021
Dog	57	51	87
Cat	223	183	186
Other	3	10	2
<b>Total</b>	<b>283</b>	<b>244</b>	<b>275</b>

### Animals Admitted: June 2023

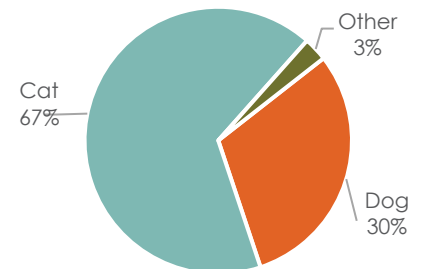


## Total Live Animal Admission – Year-to-Date 2023

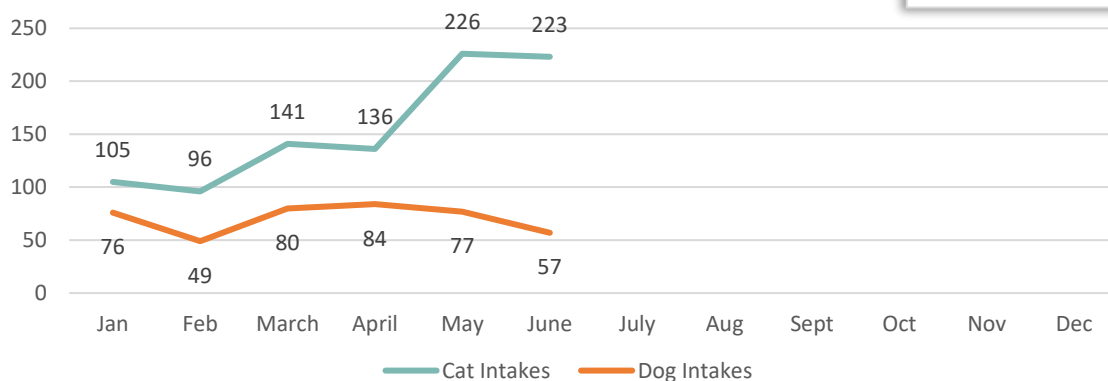
### Animals Admitted

So far in 2023, 1,390 animals have been admitted. Of the 1,390 animals taken in, 30.4% were dogs and 66.7% were cats. Other intakes (2.9%) were other pets – primarily guinea pigs and domestic rabbits.

### Animals Admitted: YTD 2023



### Animals Admitted: 2023 Monthly Intake



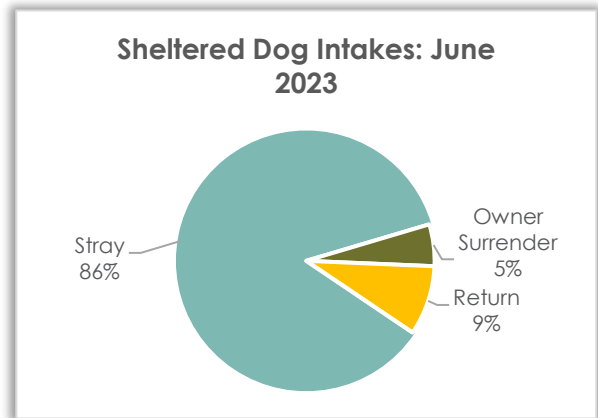
Animal	YTD 2023	YTD 2022	YTD 2021
Dog	423	437	575
Cat	927	743	770
Other	40	40	44
<b>Total</b>	<b>1,390</b>	<b>1,220</b>	<b>1,389</b>



## Sheltered Dog Intake – June 2023

### Sheltered Dog Intakes

There were 57 live dogs admitted to the shelter in June: 86.0% were strays, 5.3% were owner surrenders, and 0.0% were transferred in from other shelters and/or rescues.

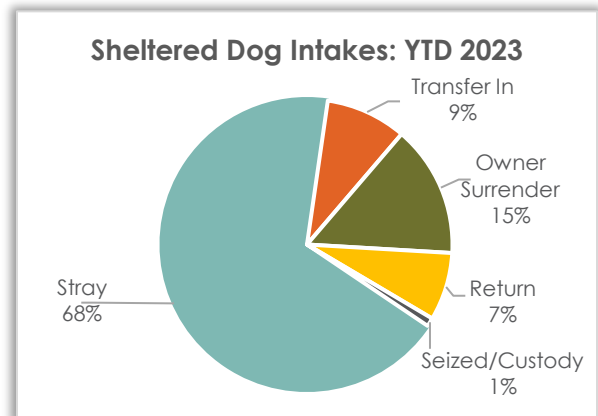


Dog Intake Reason	June 2023	June 2022	June 2021
Stray	49	41	39
Transfer In	0	0	28
Owner Surrender	3	8	8
Return	5	1	9
Seized/Custody	0	1	3
<b>Total</b>	<b>57</b>	<b>51</b>	<b>87</b>

## Sheltered Dog Intake – Year-to-Date 2023

### Sheltered Dog Intakes

So far in 2023, there have been 423 live dogs admitted to the shelter: 67.8% were strays, 14.7% were owner surrenders, and 9.0% were transferred in from other shelters and/or rescues.



Dog Intake Reason	YTD 2023	YTD 2022	YTD 2021
Stray	287	228	218
Transfer In	38	108	234
Owner Surrender	62	68	64
Return	32	30	45
Seized/Custody	4	3	14
<b>Total</b>	<b>423</b>	<b>437</b>	<b>575</b>



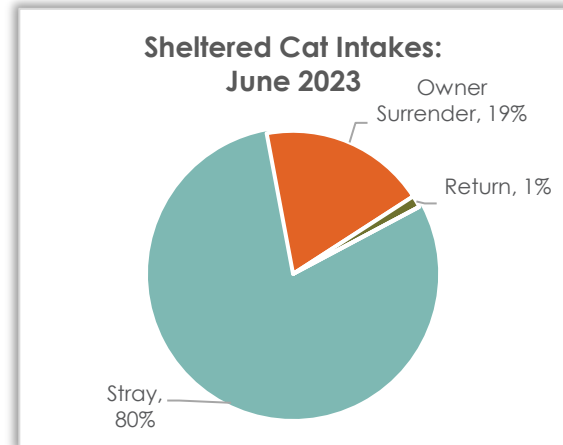
# June 2023 Shelter Report



## Sheltered Cat Intake – June 2023

### Sheltered Cat Intakes

There were 223 live cats admitted to the shelter in June: 79.8% were strays and 18.8% were owner surrendered.

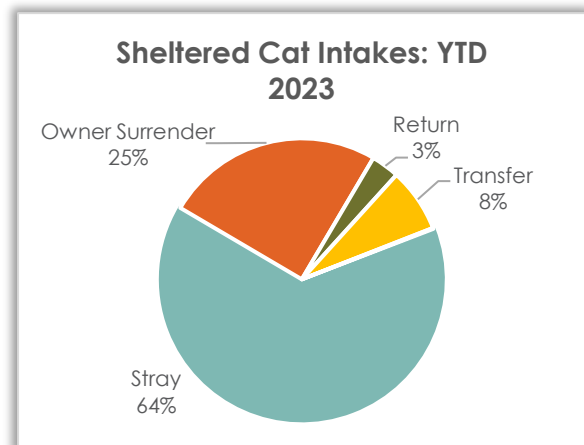


Cat Intake Reasons	June 2023	June 2022	June 2021
Stray	178	159	162
Owner Surrender	42	19	19
Return	3	5	5
Transfer	0	0	0
Seized/Custody	0	0	0
<b>Total</b>	<b>223</b>	<b>183</b>	<b>186</b>

## Sheltered Cat Intake – Year-to-Date 2023

### Sheltered Cat Intakes

There were 927 live cats admitted to the shelter so far this year – 64.3% were strays and 25.0% were owner surrendered.



Cat Intake Reasons	YTD 2023	YTD 2022	YTD 2021
Stray	596	515	553
Owner Surrender	232	130	183
Return	30	23	23
Transfer	68	74	11
Seized/Custody	1	1	0
<b>Total</b>	<b>927</b>	<b>743</b>	<b>770</b>

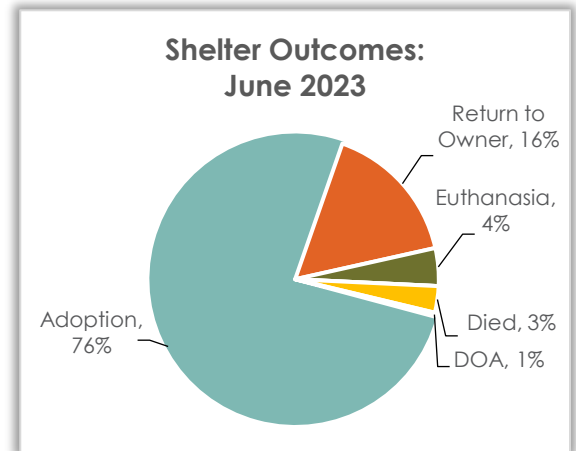


# June 2023 Shelter Report



## Shelter Animal Outcome – June 2023

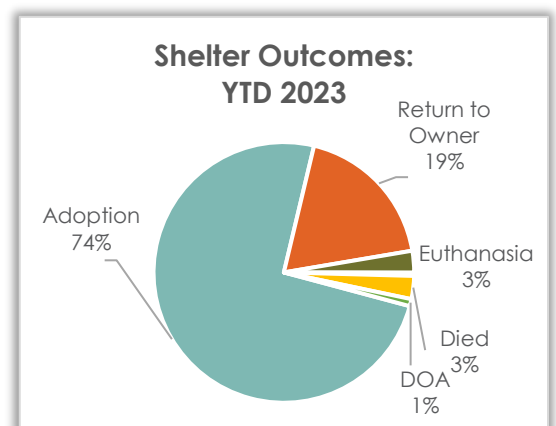
During June a total of 235 pets went home again; 179 pets were adopted, and 38 were returned to their owner.



Outcome Breakdown	June 2023	June 2022	June 2021
Adoption	179	130	166
Return to Owner	38	35	48
Euthanasia	10	6	9
Transfer Out	0	0	0
Died	7	11	5
DOA	1	3	1
<b>Total</b>	<b>235</b>	<b>185</b>	<b>229</b>

## Shelter Animal Outcome – YTD 2023

So far this year a total of 1,258 pets went home again! 938 pets were adopted, and 234 were returned to their owner.



Outcome Breakdown	YTD 2023	YTD 2022	YTD 2021
Adoption	938	819	953
Return to Owner	234	230	245
Euthanasia	34	39	24
Transfer Out	5	4	2
Died	36	21	17
DOA	11	7	4
<b>Total</b>	<b>1,258</b>	<b>1,120</b>	<b>1,245</b>



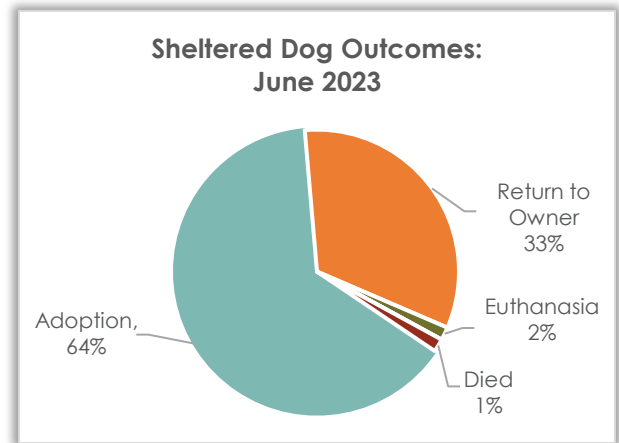
# June 2023 Shelter Report



## Sheltered Dog Outcome – June 2023

### Sheltered Dog Outcomes

Outcomes in June for dogs admitted to the shelter were primarily adoption (64.2%) and return to owner (32.8%).

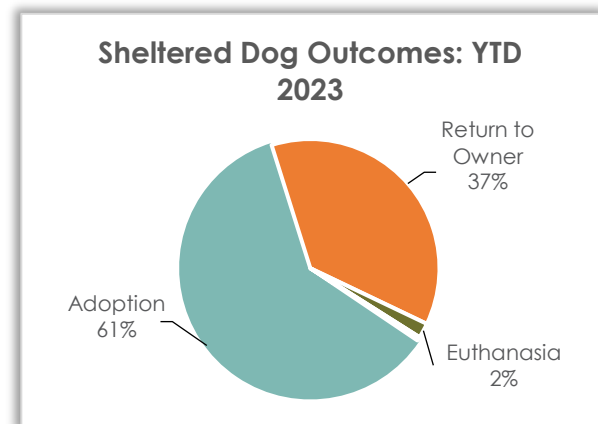


Dog Outcome	June 2023	June 2022	June 2021
Adoption	43	24	43
Return to Owner	22	27	31
Euthanasia	1	2	2
Transfer Out	0	0	0
Died	1	0	0
DOA	0	1	0
<b>Total</b>	<b>67</b>	<b>54</b>	<b>76</b>

## Sheltered Dog Outcome – Year-to-Date 2023

### Sheltered Dog Outcomes

Outcomes so far this year for sheltered dogs were primarily adoption (60.6%) and return to owner (36.9%).



Dog Outcome	YTD 2023	YTD 2022	YTD 2021
Adoption	258	284	376
Return to Owner	157	145	163
Euthanasia	8	18	9
Transfer Out	0	3	1
Died	2	0	0
DOA	1	1	0
<b>Total</b>	<b>426</b>	<b>451</b>	<b>549</b>



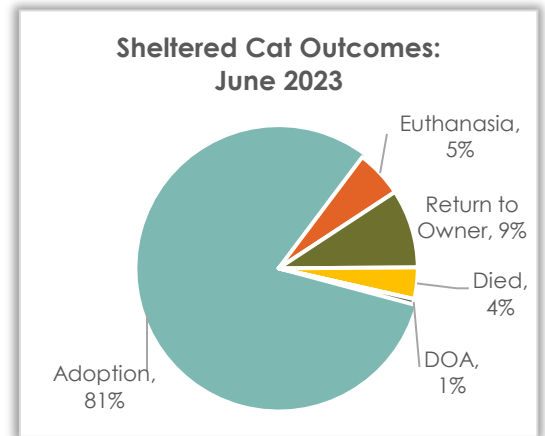
# June 2023 Shelter Report



## Sheltered Cat Outcome – June 2023

### Sheltered Cat Outcomes

Outcomes in June for cats admitted at the shelter were primarily adoption (81.1%) and return to owner (9.1%).

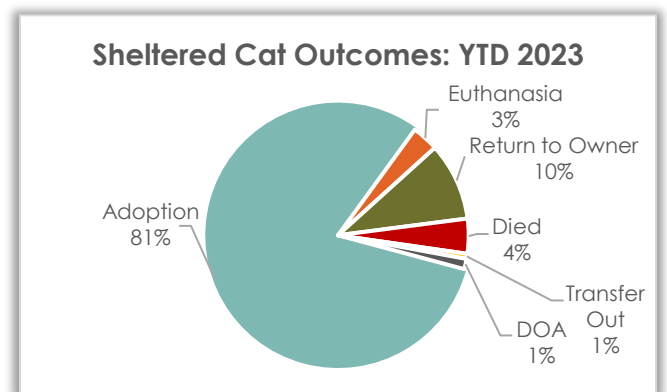


Cat Outcome	June 2023	June 2022	June 2021
Adoption	133	104	113
Euthanasia	9	4	7
Return to Owner	15	8	17
Died	6	10	5
Transfer Out	0	0	0
DOA	1	2	1
<b>Total</b>	<b>164</b>	<b>128</b>	<b>143</b>

## Sheltered Cat Outcome – Year-to-Date 2023

### Sheltered Cat Outcomes

Outcomes so far this year for sheltered cats were primarily adoption (80.8%) and return to owner (9.6%).



Cat Outcome	YTD 2023	YTD 2022	YTD 2021
Adoption	637	496	535
Euthanasia	26	21	15
Return to Owner	76	85	81
Died	34	14	16
Transfer Out	5	4	0
DOA	10	6	2
<b>Total</b>	<b>788</b>	<b>626</b>	<b>649</b>



# June 2023 Shelter Report



## Clinic Operations – June 2023

### Clinic – Client Metrics

Clinic Clients	June 2023	June 2022	June 2021
Public Clients	10	5	13
A Little R&R Animal Sanctuary	0	16	8
Albert's Dog Lounge	0	0	1
Care for Pets	24	0	15
Community Cat	10	5	6
Community Pet Rescue	0	4	22
Friends of Noah	1	0	0
Hope's Legacy and Trust	1	0	0
HSSW	152	123	163
PAWS Humane Society	0	21	10
The Labrador Connection	2	0	2
Touched by a Paw	0	0	4
<b>Total</b>	<b>200</b>	<b>174</b>	<b>231</b>

### Clinic - Spay/Neuter Surgeries Totals

#### June 2023

	Dog	Cat	
Spay	17	89	106
Neuter	25	69	94
<b>Total</b>	<b>42</b>	<b>158</b>	<b>200</b>

#### June 2022

	Dog	Cat	
Spay	5	77	82
Neuter	10	82	92
<b>Total</b>	<b>15</b>	<b>159</b>	<b>174</b>

#### June 2021

	Dog	Cat	
Spay	13	119	132
Neuter	22	90	112
<b>Total</b>	<b>35</b>	<b>209</b>	<b>244</b>



# June 2023 Shelter Report



## Clinic – Vaccine Totals

Vaccines	Administered June 2023	Administered June 2022	Administered June 2021
Bordatella – Oral	24	19	0
Bordatella - Intranasal	24		
DA2PP	84	24	1
DA2PP/Lepto	2	2	0
FVRCP	57	34	32
Leptospirosis	52	7	0
Lyme Disease	26	2	
Rabies (1-year)	92	36	39
Rabies (3-year)	27	12	0
<b>Total</b>	<b>388</b>	<b>136</b>	<b>72</b>

## Clinic – Service Totals

Services	Provided June 2023	Provided June 2022	Provided June 2021
Anal Gland Expression	1	2	0
Ear Cleaning	12	8	0
Ear Cytology	0	1	0
Ear Tip	4	5	23
Exam, Physical	85	5	1
Exam, Recheck	25	0	0
Exam, Shelter	1	0	0
FelV/FIV Test	10	21	6
Heartworm Test	15	7	0
Heartworm 4DX Test	15	0	0
Idexx Snap 4Dx Test	14	0	1
Microchip Insertion	28	19	14
Miscellaneous	4	0	0
Nail Trim	36	13	0
Prescription Fee	1	0	0
Pyometra	0	1	0
Recheck	0	1	0
Sedation Only	0	0	1
<b>Total</b>	<b>251</b>	<b>83</b>	<b>46</b>