



# August 2022 Shelter Report



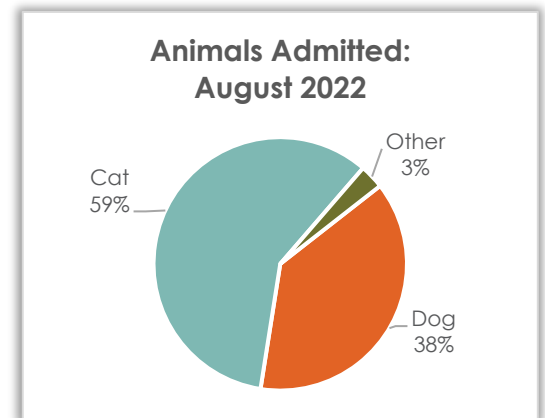
## Total Live Animal Admission – August 2022

### Animals Admitted

During August, 226 animals were admitted. Of the animals taken in, 38.1% were dogs and 58.8% were cats.

Animal	August 2022	August 2021	August 2020
Dog	86	81	73
Cat	133	177	218
Other	7	1	4
<b>Total</b>	<b>226</b>	<b>259</b>	<b>295</b>

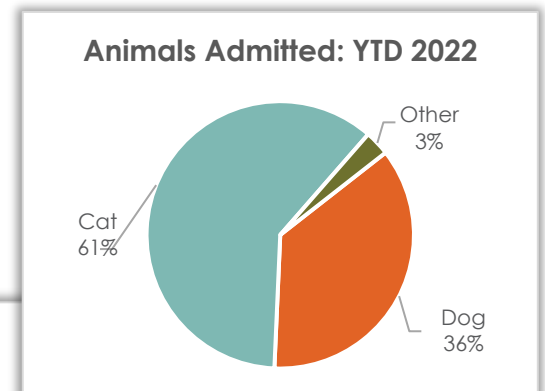
*Above data excludes Clinic and Service Intake data*



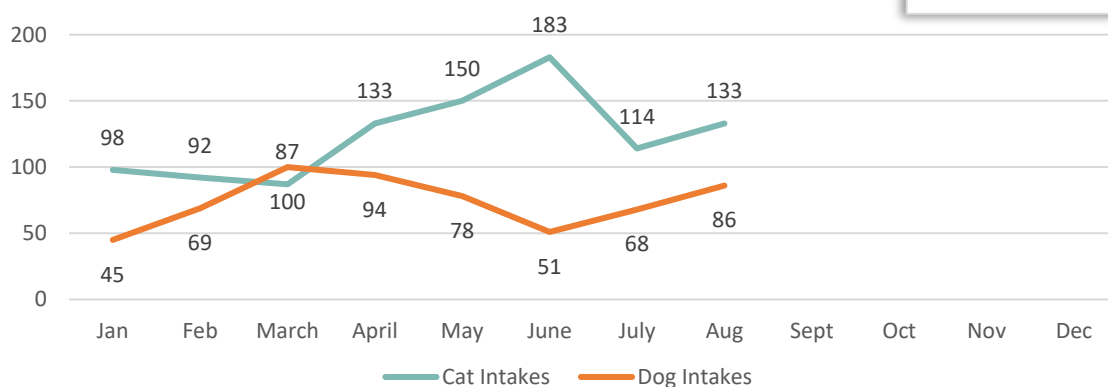
## Total Live Animal Admission – Year-to-Date 2022

### Animals Admitted

So far in 2022, 1,630 animals have been admitted. Of the 1,630 animals taken in, 36.3% were dogs and 60.7% were cats. Other intakes (3.0%) were other pets – primarily guinea pigs and rabbits.



### Animals Admitted: 2022 Monthly Intake



Animal	YTD 2022	YTD 2021	YTD 2020
Dog	591	741	560
Cat	990	1,116	1,063
Other	49	47	32
<b>Total</b>	<b>1,630</b>	<b>1,904</b>	<b>1,655</b>

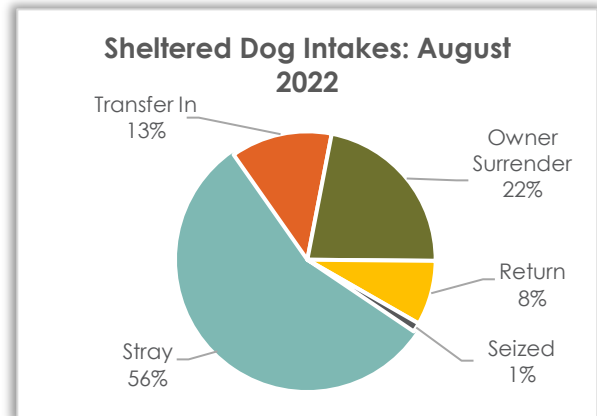
*Above data excludes Clinic and Service Intake data*



## Sheltered Dog Intake – August 2022

### Sheltered Dog Intakes

There were 86 live dogs admitted to the shelter in August: 55.8% were strays, 22.1% were owner surrenders, and 12.8% were transferred in from other shelters and/or rescues.



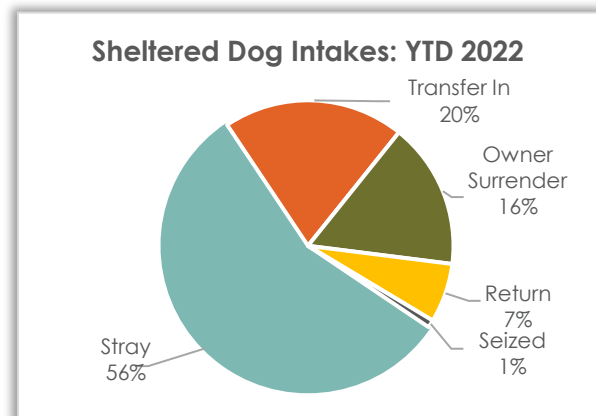
Dog Intake Reason	August 2022	August 2021	August 2020
Stray	48	40	33
Transfer In	11	26	29
Owner Surrender	19	9	8
Return	7	6	2
Seized/Custody	1	0	1
<b>Total</b>	<b>86</b>	<b>81</b>	<b>73</b>

*Above data excludes Clinic and Service Intake data*

## Sheltered Dog Intake – Year-to-Date 2022

### Sheltered Dog Intakes

So far in 2022, there have been 591 live dogs admitted to the shelter: 56.2% were strays, 16.2% were owner surrenders, and 20.1% were transferred in from other shelters and/or rescues.



Dog Intake Reason	YTD 2022	YTD 2021	YTD 2020
Stray	332	297	321
Transfer In	119	284	142
Owner Surrender	96	84	67
Return	39	61	24
Seized/Custody	5	15	6
<b>Total</b>	<b>591</b>	<b>741</b>	<b>560</b>

*Above data excludes Clinic and Service Intake data*



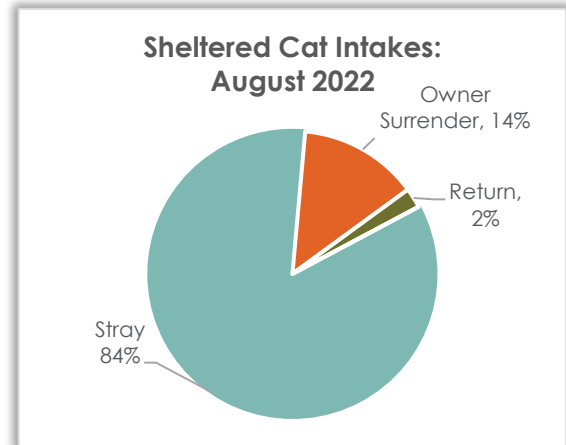
# August 2022 Shelter Report



## Sheltered Cat Intake – August 2022

### Sheltered Cat Intakes

There were 133 live cats admitted to the shelter in August: 84.2% were strays and 13.5% were owner surrendered.



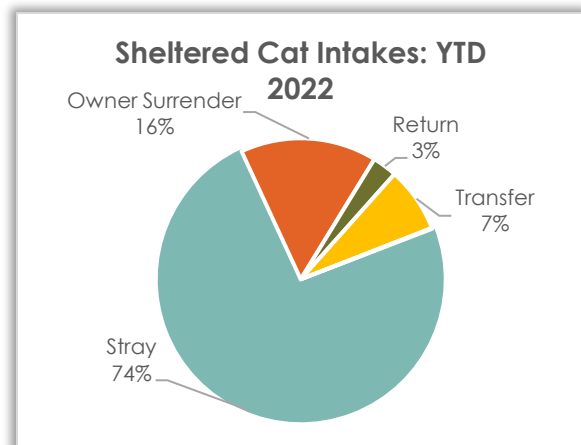
Cat Intake Reasons	August 2022	August 2021	August 2020
Stray	112	162	186
Owner Surrender	18	10	26
Return	3	5	4
Transfer	0	0	0
Seized/Custody	0	0	2
<b>Total</b>	<b>133</b>	<b>177</b>	<b>218</b>

*Above data excludes Clinic and Service Intake data*

## Sheltered Cat Intake – Year-to-Date 2022

### Sheltered Cat Intakes

There were 990 live cats admitted to the shelter so far this year – 73.9% were strays and 15.7% were owner surrendered.



Cat Intake Reasons	YTD 2022	YTD 2021	YTD 2020
Stray	732	867	739
Owner Surrender	155	205	276
Return	28	32	34
Transfer	74	12	5
Seized/Custody	1	0	9
<b>Total</b>	<b>990</b>	<b>1,116</b>	<b>1,063</b>

*Above data excludes Clinic and Service Intake data*



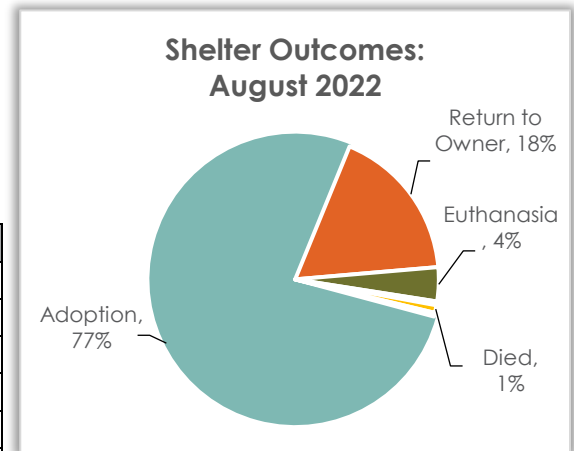
# August 2022 Shelter Report



## Shelter Animal Outcome – August 2022

During August a total of 235 pets went home again; 181 pets were adopted, and 41 were returned to their owner.

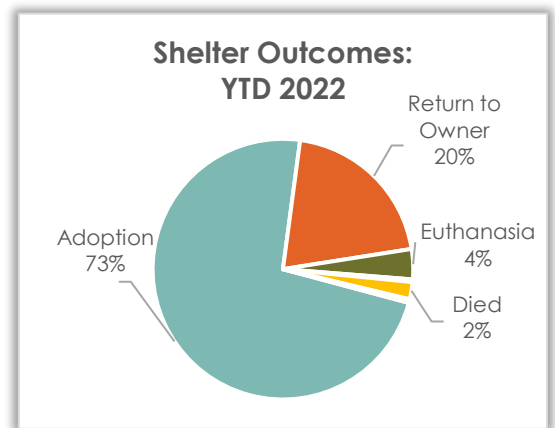
Outcome Breakdown	Aug 2022	Aug 2021	Aug 2020
Adoption	181	225	210
Return to Owner	41	32	42
Euthanasia	9	17	10
Transfer Out	1	0	3
Died	2	16	6
DOA	1	1	0
<b>Total</b>	<b>235</b>	<b>291</b>	<b>271</b>



*Above data excludes Clinic and Service Outcome data*

## Shelter Animal Outcome – YTD 2022

So far this year a total of 1,549 pets went home again! 1,130 pets were adopted, and 316 were returned to their owner.



Outcome Breakdown	YTD 2022	YTD 2021	YTD 2020
Adoption	1,130	1,396	1,145
Return to Owner	316	309	348
Euthanasia	58	61	62
Transfer Out	5	3	9
Died	33	39	22
DOA	7	7	4
<b>Total</b>	<b>1,549</b>	<b>1,815</b>	<b>1,590</b>

*Above data excludes Clinic and Service Outcome data*



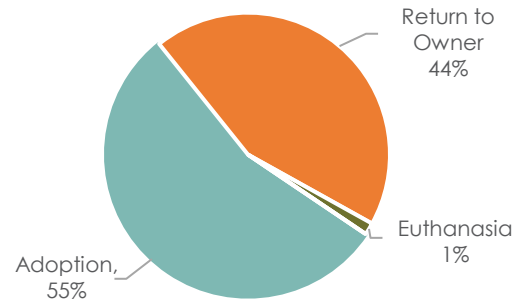
## Sheltered Dog Outcome – August 2022

### Sheltered Dog Outcomes

Outcomes in August for dogs admitted to the shelter were primarily adoption (54.8%) and return to owner (43.8%).

Dog Outcome	August 2022	August 2021	August 2020
Adoption	40	59	52
Return to Owner	32	24	24
Euthanasia	1	7	3
Transfer Out	0	0	2
Died	0	0	0
DOA	0	0	0
<b>Total</b>	<b>73</b>	<b>90</b>	<b>81</b>

Sheltered Dog Outcomes:  
August 2022



*Above data excludes Clinic and Service Outcome data*

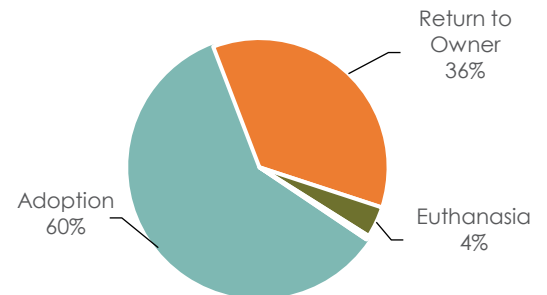
## Sheltered Dog Outcome – Year-to-Date 2022

### Sheltered Dog Outcomes

Outcomes so far this year for sheltered dogs were primarily adoption (59.6%) and return to owner (35.8%).

Dog Outcome	YTD 2022	YTD 2021	YTD 2020
Adoption	353	504	292
Return to Owner	212	209	244
Euthanasia	23	17	24
Transfer Out	3	2	6
Died	0	2	3
DOA	1	0	0
<b>Total</b>	<b>592</b>	<b>734</b>	<b>569</b>

Sheltered Dog Outcomes: YTD  
2022



*Above data excludes Clinic and Service Outcome data*



# August 2022 Shelter Report

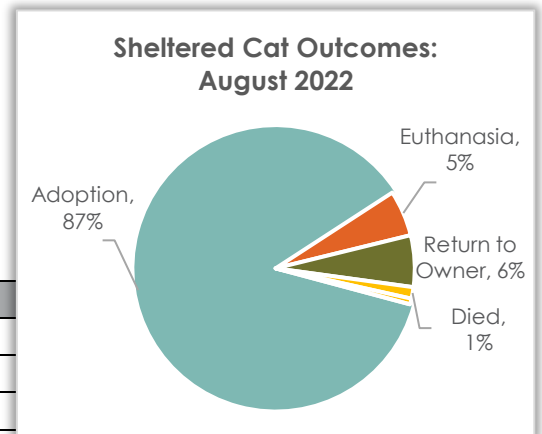


## Sheltered Cat Outcome – August 2022

### Sheltered Cat Outcomes

Outcomes in August for cats admitted at the shelter were primarily adoption (86.7%). 6.0% of the admitted cats were reclaimed by or returned to an owner.

Cat Outcome	August 2022	August 2021	August 2020
Adoption	130	165	154
Euthanasia	8	10	7
Return to Owner	9	8	17
Died	2	16	6
Transfer Out	1	0	0
DOA	0	1	0
<b>Total</b>	<b>150</b>	<b>200</b>	<b>184</b>

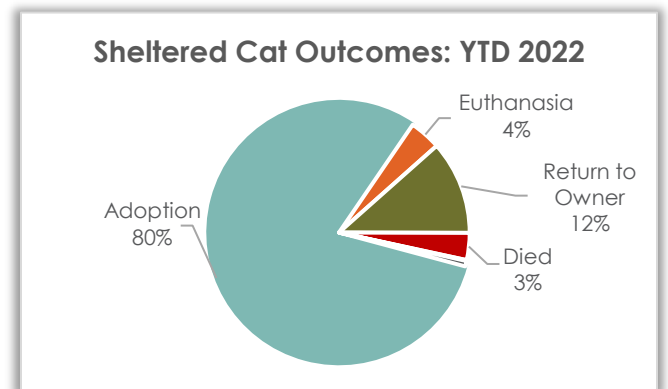


*Above data excludes Clinic and Service Outcome data*

## Sheltered Cat Outcome – Year-to-Date 2022

### Sheltered Cat Outcomes

Outcomes so far this year for sheltered cats were primarily adoption (80.4%). 11.6% of the admitted cats were reclaimed by or returned to an owner.



Cat Outcome	YTD 2022	YTD 2021	YTD 2020
Adoption	721	845	830
Euthanasia	35	44	37
Return to Owner	104	99	100
Died	30	36	17
Transfer Out	1	0	0
DOA	6	5	4
<b>Total</b>	<b>897</b>	<b>1,029</b>	<b>988</b>

*Above data excludes Clinic and Service Outcome data*



# August 2022 Shelter Report



## Clinic Operations – August 2022

### Clinic – Client Metrics

Clinic Clients	August 2022	August 2021	August 2020
Public Clients	1	0	51
A Little R & R Animal Sanctuary	1	0	2
Care for Pets	2	0	24
Catatarium	0	0	5
Community Cat	1	0	13
Community Pet Rescue	2	0	24
HSSW	134	197	126
PAWS Humane Society	5	0	67
The Labrador Connection	0	0	1
<b>Total</b>	<b>146</b>	<b>197</b>	<b>313</b>

### Clinic - Spay/Neuter Surgeries Totals

#### August 2022

	Dog	Cat	
Spay	13	64	77
Neuter	12	57	69
<b>Total</b>	<b>25</b>	<b>121</b>	<b>146</b>

#### August 2021

	Dog	Cat	
Spay	17	99	116
Neuter	16	65	81
<b>Total</b>	<b>33</b>	<b>164</b>	<b>197</b>

#### August 2020

	Dog	Cat	
Spay	26	131	157
Neuter	26	130	156
<b>Total</b>	<b>52</b>	<b>261</b>	<b>313</b>



# August 2022 Shelter Report



## Clinic – Vaccine Totals

Vaccines	Administered Aug 2022	Administered Aug 2021	Administered Aug 2020
Bordatella – Oral	21	1	42
DA2PP	29	0	48
DA2PP/Lepto	5	0	15
FelV	2	0	0
FVRCP	51	1	90
Lepto	6	0	1
Lyme	5	0	0
Rabies (1-year)	57	0	146
Rabies (3-year)	8	2	50
<b>Total</b>	<b>184</b>	<b>4</b>	<b>392</b>

## Clinic – Service Totals

Services	Provided Aug 2022	Provided Aug 2021	Provided Aug 2020
CBC/Chemistry – send out	0	0	3
CVI	0	0	4
Dental Prophylaxis	0	0	7
Ear Cleaning	16	0	18
Ear Cytology	4	0	0
Ear Tip	3	0	33
Exam, Physical	20	0	1
Eye Enucleation	0	0	1
Fecal Test	1	0	0
FelV/FIV Test	5	0	17
Heartworm Test	3	0	32
Idexx Snap 4Dx Test	7	0	3
Microchip Insertion	3	0	31
Miscellaneous	0	0	3
Nail Trim	24	0	1
Prescription Fee	1	0	0
Recheck	2	0	0
Sedation Only	1	1	2
<b>Total</b>	<b>90</b>	<b>1</b>	<b>156</b>