



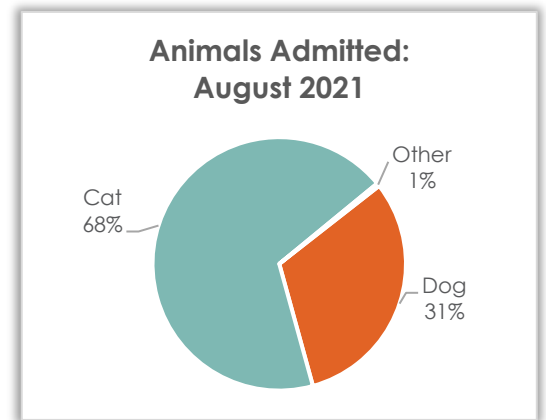
Total Live Animal Admission – August 2021

Animals Admitted

During August, 295 animals were admitted. Of the animals taken in, 31.3% were dogs and 68.3% were cats.

Animal	August 2021	August 2020	August 2019
Dog	81	73	103
Cat	177	218	214
Other	1	4	4
Total	259	295	321

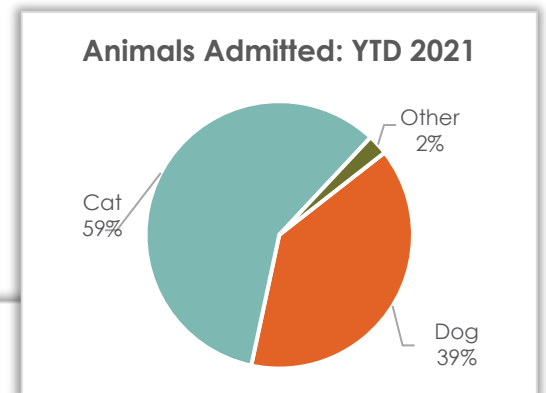
Above data excludes Clinic and Service Intake data



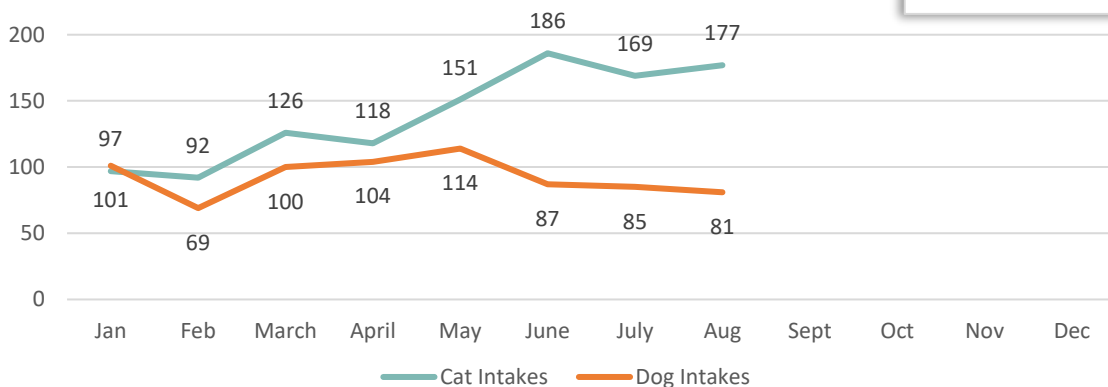
Total Live Animal Admission – Year-to-Date 2021

Animals Admitted

So far in 2021, 1,904 animals have been admitted. Of the 1,904 animals taken in, 38.9% were dogs and 58.6% were cats. Other intakes (2.5%) were other pets – primarily guinea pigs.



Animals Admitted: 2020 Monthly Intake



Animal	YTD 2021	YTD 2020	YTD 2019
Dog	741	560	784
Cat	1,116	1,063	1,135
Other	47	32	11
Total	1,904	1,655	1,930

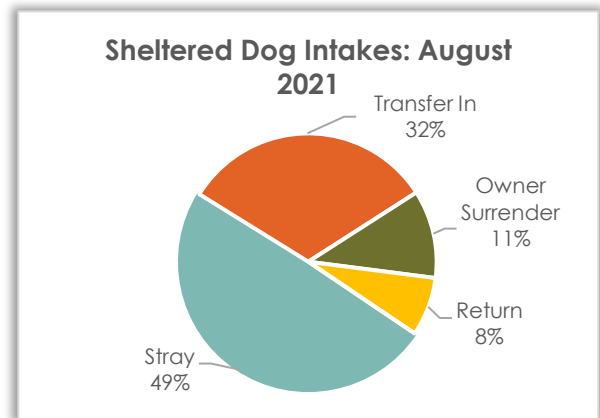
Above data excludes Clinic and Service Intake data



Sheltered Dog Intake – August 2021

Sheltered Dog Intakes

There were 81 live dogs admitted to the shelter in August: 49.4% were strays, 11.1% were owner surrenders, and 32.1% were transferred in from other shelters and/or rescues.



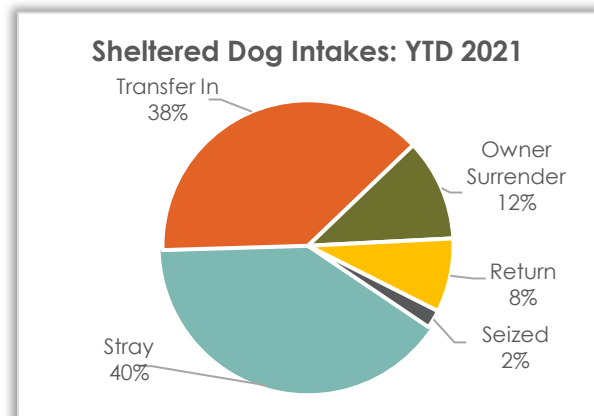
Dog Intake Reason	August 2021	August 2020	August 2019
Stray	40	33	62
Transfer In	26	29	22
Owner Surrender	9	8	9
Return	6	2	8
Seized/Custody	0	1	2
Total	81	73	103

Above data excludes Clinic and Service Intake data

Sheltered Dog Intake – Year-to-Date 2021

Sheltered Dog Intakes

So far in 2021, there have been 741 live dogs admitted to the shelter: 40.1% were strays, 11.3% were owner surrenders, and 38.3% were transferred in from other shelters and/or rescues.



Dog Intake Reason	YTD 2021	YTD 2020	YTD 2019
Stray	297	321	422
Transfer In	284	142	223
Owner Surrender	84	67	81
Return	61	24	35
Seized/Custody	15	6	23
Total	741	560	784

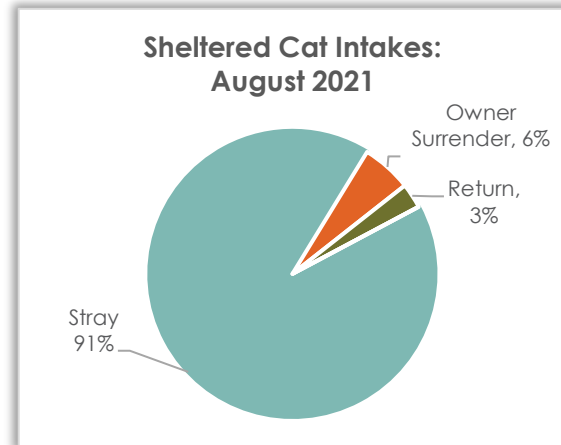
Above data excludes Clinic and Service Intake data



Sheltered Cat Intake – August 2021

Sheltered Cat Intakes

There were 177 live cats admitted to the shelter in August: 91.5% were strays and 5.6% were owner surrendered.



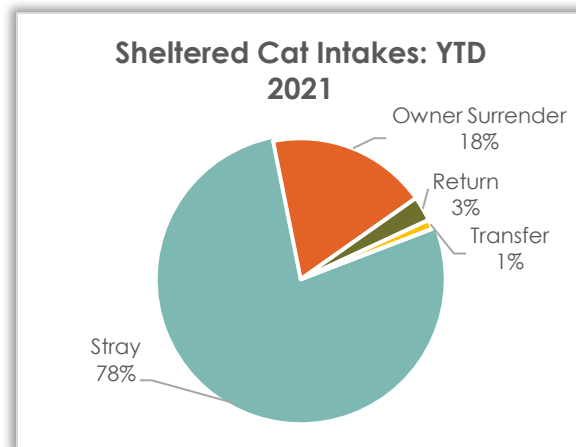
Cat Intake Reasons	August 2021	August 2020	August 2019
Stray	162	186	164
Owner Surrender	10	26	35
Return	5	4	6
Transfer	0	0	9
Seized/Custody	0	2	0
Total	177	218	214

Above data excludes Clinic and Service Intake data

Sheltered Cat Intake – Year-to-Date 2021

Sheltered Cat Intakes

There were 1,116 live cats admitted to the shelter so far this year – 77.7% were strays and 18.4% were owner surrendered.



Cat Intake Reasons	YTD 2021	YTD 2020	YTD 2019
Stray	867	739	789
Owner Surrender	205	276	235
Return	32	34	28
Transfer	12	5	80
Seized/Custody	0	9	3
Total	1,116	1,063	1,135

Above data excludes Clinic and Service Intake data

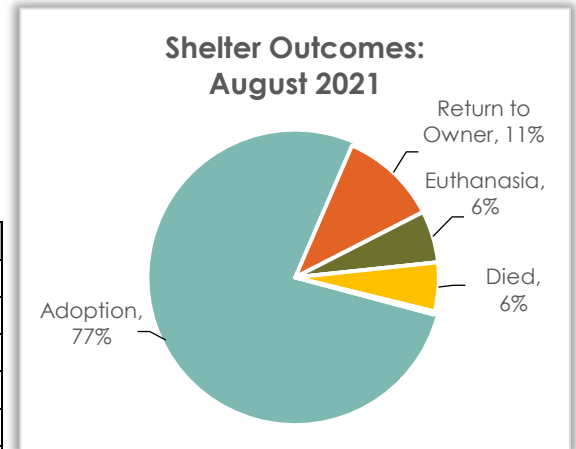


August 2021 Shelter Report



Shelter Animal Outcome – August 2021

During August a total of 291 pets went home again; 225 pets were adopted, and 32 were returned to their owner.

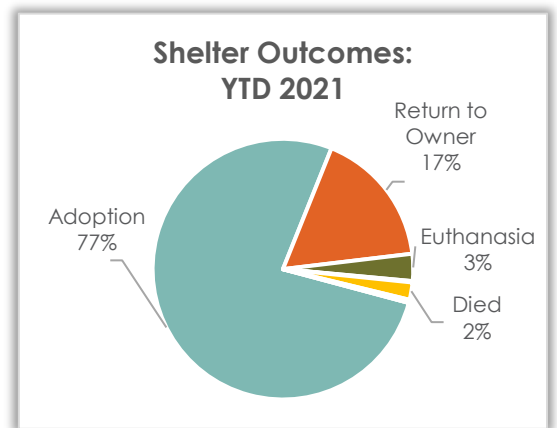


Outcome Breakdown	Aug 2021	Aug 2020	Aug 2019
Adoption	225	210	238
Return to Owner	32	42	63
Euthanasia	17	10	11
Transfer Out	0	3	2
Died	16	6	4
DOA	1	0	1
Admin Missing	0	0	0
Total	291	271	319

Above data excludes Clinic and Service Outcome data

Shelter Animal Outcome – YTD 2021

So far this year a total of 1,815 pets went home again! 1,396 pets were adopted, and 309 were returned to their owner.



Outcome Breakdown	YTD 2021	YTD 2020	YTD 2019
Adoption	1,396	1,145	1,369
Return to Owner	309	348	382
Euthanasia	61	62	79
Transfer Out	3	9	14
Died	39	22	10
DOA	7	4	9
Admin Missing	0	0	0
Total	1,815	1,590	1,863

Above data excludes Clinic and Service Outcome data



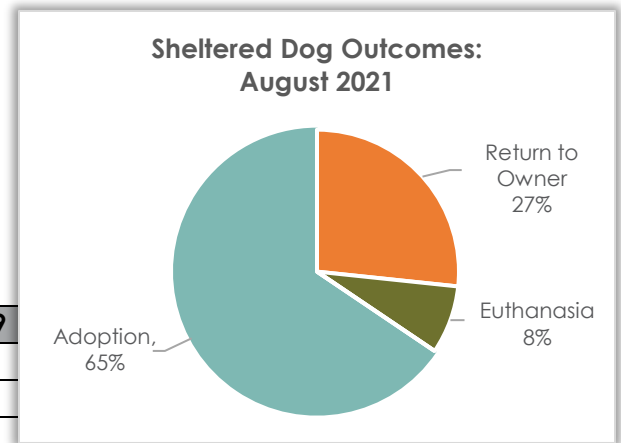
Sheltered Dog Outcome – August 2021

Sheltered Dog Outcomes

Outcomes in August for dogs admitted to the shelter were primarily adoption (65.6%) and return to owner (26.7%).

Dog Outcome	August 2021	August 2020	August 2019
Adoption	59	52	63
Return to Owner	24	24	40
Euthanasia	7	3	3
Transfer Out	0	2	0
Died	0	0	2
DOA	0	0	1
Admin Missing	0	0	0
Total	90	81	109

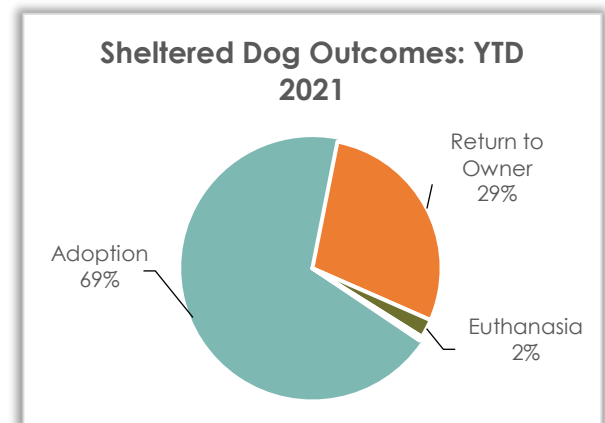
Above data excludes Clinic and Service Outcome data



Sheltered Dog Outcome – Year-to-Date 2021

Sheltered Dog Outcomes

Outcomes so far this year for sheltered dogs were primarily adoption (68.7%) and return to owner (28.5%).



Dog Outcome	YTD 2021	YTD 2020	YTD 2019
Adoption	504	292	452
Return to Owner	209	244	287
Euthanasia	17	24	31
Transfer Out	2	6	2
Died	2	3	2
DOA	0	0	1
Admin Missing	0	0	0
Total	734	569	775

Above data excludes Clinic and Service Outcome data



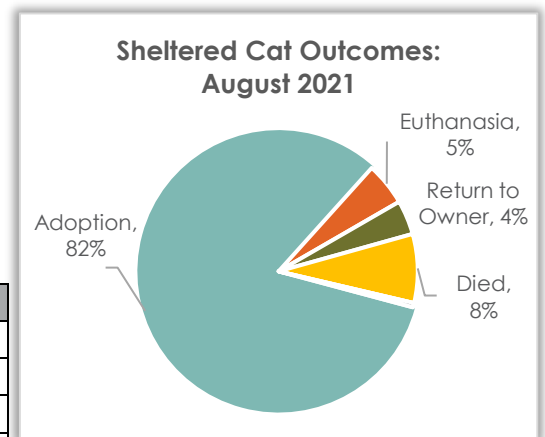
Sheltered Cat Outcome – August 2021

Sheltered Cat Outcomes

Outcomes in August for cats admitted at the shelter were primarily adoption (82.5%). 4.0% of the admitted cats were reclaimed by or returned to an owner.

Cat Outcome	August 2021	August 2020	August 2019
Adoption	165	154	171
Euthanasia	10	7	8
Return to Owner	8	17	23
Died	16	6	2
Transfer Out	0	0	2
DOA	1	0	0
Admin Missing	0	0	0
Total	200	184	206

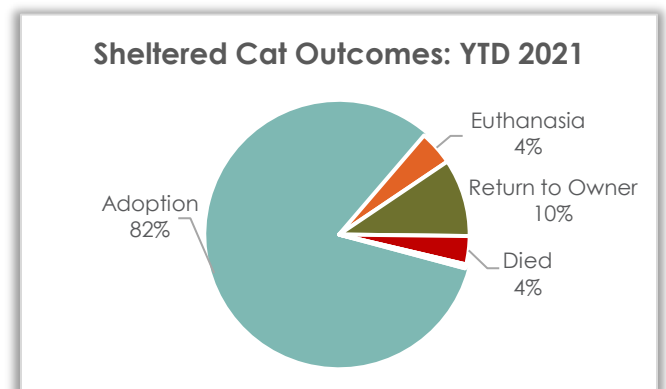
Above data excludes Clinic and Service Outcome data



Sheltered Cat Outcome – Year-to-Date 2021

Sheltered Cat Outcomes

Outcomes so far this year for sheltered cats were primarily adoption (82.1%). 9.6% of the admitted cats were reclaimed by or returned to an owner.



Cat Outcome	YTD 2021	YTD 2020	YTD 2019
Adoption	845	830	910
Euthanasia	44	37	49
Return to Owner	99	100	94
Died	36	17	8
Transfer Out	0	0	10
DOA	5	4	8
Admin Missing	0	0	0
Total	1,029	988	1,079

Above data excludes Clinic and Service Outcome data



Clinic Operations – August 2021

Clinic – Client Metrics

Clinic Clients	August 2021	August 2020	August 2019
Public Clients	0	51	65
A Little R & R Animal Sanctuary	0	2	1
Boone County Animal Services	0	24	0
Care for Pets	0	24	8
Catatarium	0	5	0
Community Cat	0	13	2
HSSW	197	126	165
Kadlec Ranch	0	0	20
PAWS Humane Society	0	67	10
The Labrador Connection	0	1	1
Total	197	313	272

Clinic - Spay/Neuter Surgeries Totals

August 2021

	Dog	Cat	
Spay	17	99	116
Neuter	16	65	81
Total	33	164	197

August 2020

	Dog	Cat	
Spay	26	131	157
Neuter	26	130	156
Total	52	261	313

August 2019

	Dog	Cat	
Spay	23	120	143
Neuter	20	109	129
Total	43	229	272



August 2021 Shelter Report



Clinic – Vaccine Totals

Vaccines	Administered Aug 2021	Administered Aug 2020	Administered Aug 2019
Bordatella – Oral	1	42	46
DA2PP	0	48	11
DA2PP/Lepto	0	15	43
FVRCP	1	90	88
Lepto	0	1	3
Rabies (1-year)	0	146	177
Rabies (3-year)	2	50	20
Total	4	392	388

Clinic – Service Totals

Services	Provided Aug 2021	Provided Aug 2020	Provided Aug 2019
CBC/Chemistry – send out	0	3	0
CVI	0	4	2
Dental Prophylaxis	0	7	0
Ear Cleaning	0	18	5
Ear Tip	0	33	23
Exam, Physical	0	1	0
Eye Enucleation	0	1	1
Fecal Test	0	0	1
FelV/FIV Test	0	17	3
Giardia Test	0	0	1
Heartworm Test	0	32	39
Idexx Snap 4Dx Test	0	3	0
Microchip Insertion	0	31	1
Miscellaneous	0	3	4
Nail Trim	0	1	8
Parvovirus Test	0	0	1
Sedation Only	1	2	2
Total	1	156	91