

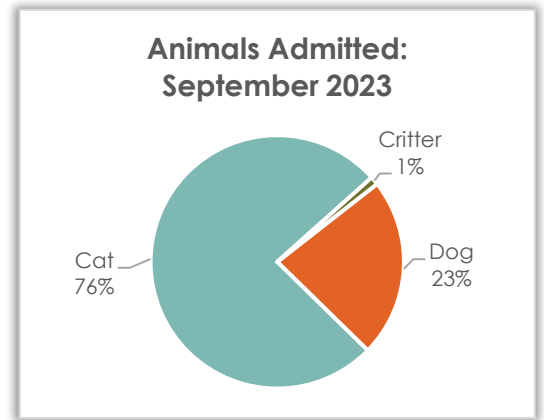


## Total Live Animal Admission – September 2023

### Animals Admitted

During September, 284 animals were admitted. Of the animals taken in, 22.9% were dogs and 76.1% were cats.

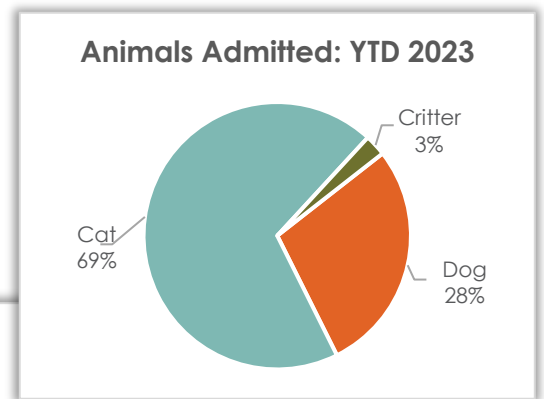
Animal	September 2023	September 2022	September 2021
Dog	65	100	68
Cat	216	194	168
Critter	3	2	8
<b>Total</b>	<b>284</b>	<b>296</b>	<b>244</b>



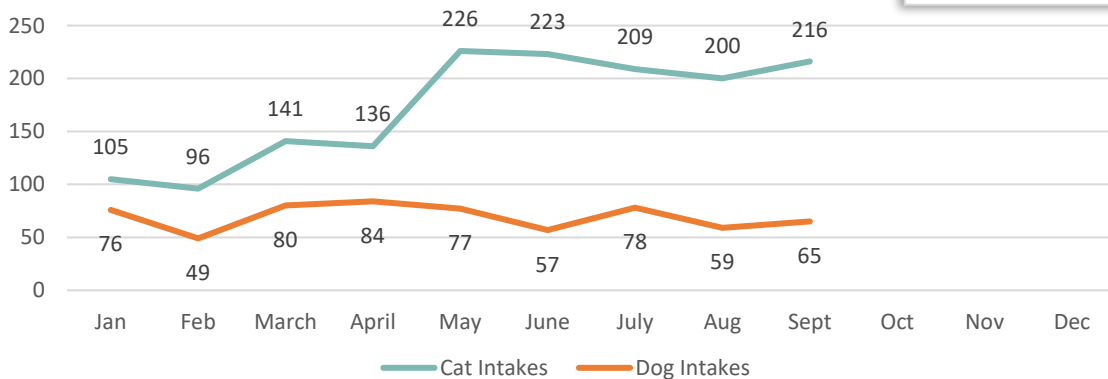
## Total Live Animal Admission – Year-to-Date 2023

### Animals Admitted

So far in 2023, 1,925 animals have been admitted. Of the 2,242 animals taken in, 28.2% were dogs and 69.2% were cats. Critter intakes (2.6%) were other pets – primarily guinea pigs and rabbits.



### Animals Admitted: 2023 Monthly Intake



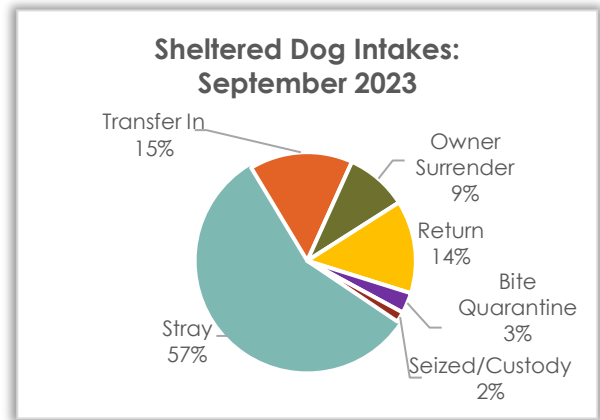
Animal	YTD 2023	YTD 2022	YTD 2021
Dog	632	692	812
Cat	1,552	1,184	1,284
Critter	58	51	55
<b>Total</b>	<b>2,242</b>	<b>1,926</b>	<b>2,148</b>



## Sheltered Dog Intake – September 2023

### Sheltered Dog Intakes

There were 65 live dogs admitted to the shelter in September: 56.9% were strays, 9.2% were owner surrenders, and 15.4% were transferred in from other shelters and/or rescues.

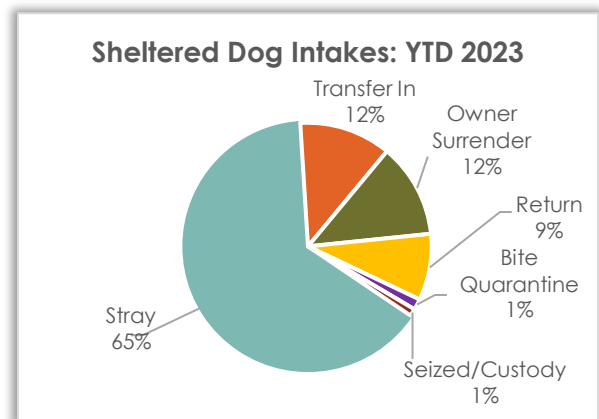


Dog Intake Reason	September 2023	September 2022	September 2021
Stray	37	68	41
Transfer In	10	13	15
Owner Surrender	6	13	10
Return	9	4	1
Bite Quarantine	2	1	0
Seized/Custody	1	1	1
<b>Total</b>	<b>65</b>	<b>100</b>	<b>68</b>

## Sheltered Dog Intake – Year-to-Date 2023

### Sheltered Dog Intakes

So far in 2023, there have been 632 live dogs admitted to the shelter: 64.6% were strays, 12.3% were owner surrenders, and 12.0% were transferred in from other shelters and/or rescues.



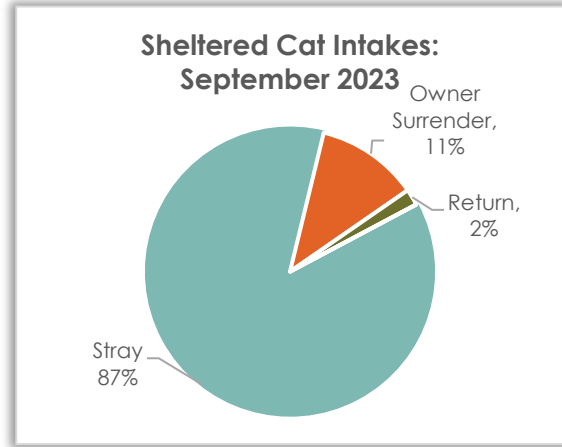
Dog Intake Reason	YTD 2023	YTD 2022	YTD 2021
Stray	408	400	338
Transfer In	76	132	299
Owner Surrender	78	109	94
Return	55	43	62
Bite Quarantine	9	2	3
Seized/Custody	6	6	16
<b>Total</b>	<b>632</b>	<b>692</b>	<b>812</b>



## Sheltered Cat Intake – September 2023

### Sheltered Cat Intakes

There were 216 live cats admitted to the shelter in September: 86.6% were strays and 11.6% were owner surrendered.

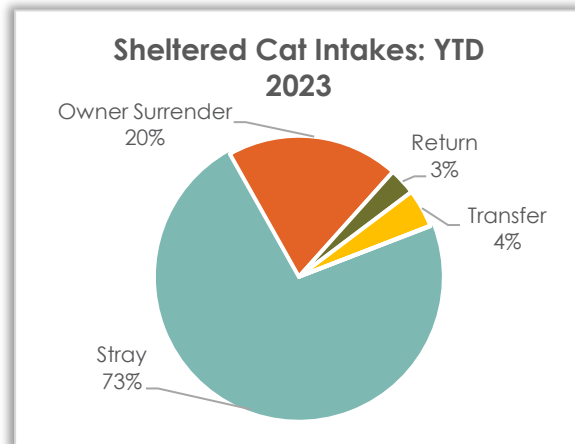


Cat Intake Reasons	September 2023	September 2022	September 2021
Stray	187	172	154
Owner Surrender	25	18	11
Return	4	4	3
Transfer	0	0	0
Seized/Custody	0	0	0
<b>Total</b>	<b>216</b>	<b>194</b>	<b>168</b>

## Sheltered Cat Intake – Year-to-Date 2023

### Sheltered Cat Intakes

There were 1,552 live cats admitted to the shelter so far this year – 72.7% were strays and 19.8% were owner surrendered.

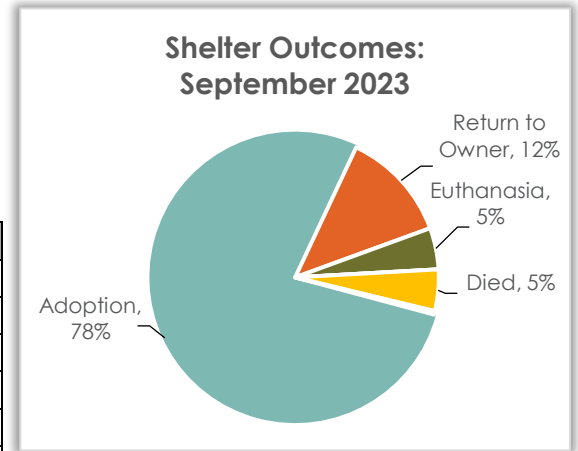


Cat Intake Reasons	YTD 2023	YTD 2022	YTD 2021
Stray	1,128	904	1,021
Owner Surrender	307	173	216
Return	48	32	35
Transfer	68	74	12
Seized/Custody	1	1	0
<b>Total</b>	<b>1,552</b>	<b>1,184</b>	<b>1,284</b>



## Shelter Animal Outcome – September 2023

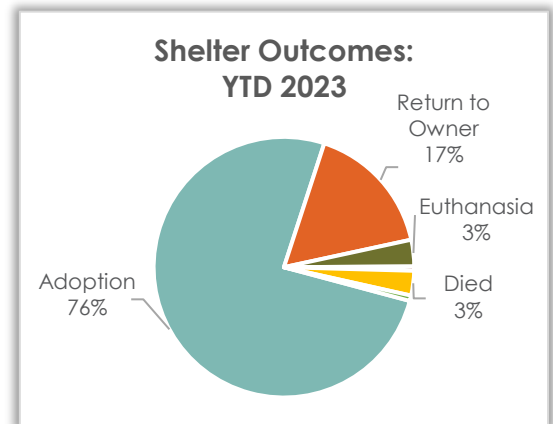
During September a total of 257 pets went home again; 200 pets were adopted, and 32 were returned to their owner.



Outcome Breakdown	Sept 2023	Sept 2022	Sept 2021
Adoption	200	123	138
Return to Owner	32	49	68
Euthanasia	12	13	11
Transfer Out	0	0	0
Died	12	3	10
DOA	1	3	1
<b>Total</b>	<b>257</b>	<b>191</b>	<b>228</b>

## Shelter Animal Outcome – YTD 2023

So far this year a total of 2,091 pets went home again! 1,586 pets were adopted, and 347 were returned to their owner.



Outcome Breakdown	YTD 2023	YTD 2022	YTD 2021
Adoption	1,586	1,253	1,534
Return to Owner	347	365	377
Euthanasia	69	71	72
Transfer Out	11	5	3
Died	64	36	49
DOA	14	10	8
<b>Total</b>	<b>2,091</b>	<b>1,740</b>	<b>2,043</b>

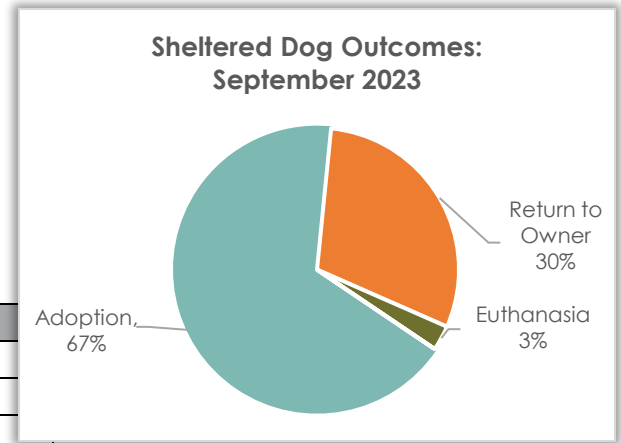


## Sheltered Dog Outcome – September 2023

### Sheltered Dog Outcomes

Outcomes in September for dogs admitted to the shelter were primarily adoption (67.1%) and return to owner (30.0%).

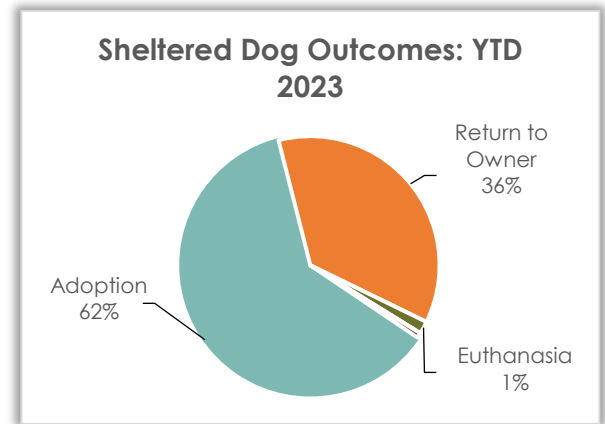
Dog Outcome	Sept 2023	Sept 2022	Sept 2021
Adoption	47	45	43
Return to Owner	21	34	35
Euthanasia	2	1	2
Transfer Out	0	0	0
Died	0	0	0
DOA	0	1	0
<b>Total</b>	<b>70</b>	<b>81</b>	<b>80</b>



## Sheltered Dog Outcome – Year-to-Date 2023

### Sheltered Dog Outcomes

Outcomes so far this year for sheltered dogs were primarily adoption (61.5%) and return to owner (36.1%).



Dog Outcome	YTD 2023	YTD 2022	YTD 2021
Adoption	388	398	547
Return to Owner	228	246	244
Euthanasia	10	24	19
Transfer Out	0	3	2
Died	4	0	2
DOA	1	2	0
<b>Total</b>	<b>631</b>	<b>673</b>	<b>814</b>

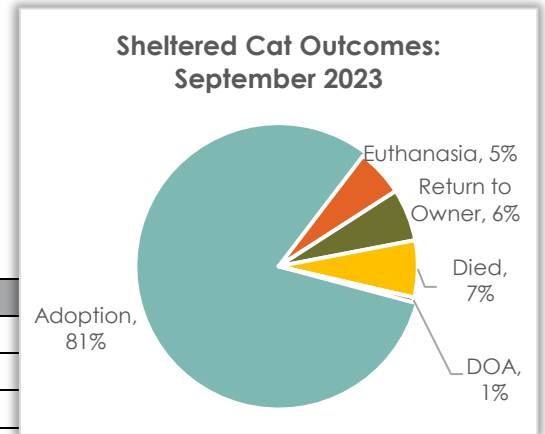


## Sheltered Cat Outcome – September 2023

### Sheltered Cat Outcomes

Outcomes in September for cats admitted at the shelter were primarily adoption (81.2%). 6.1% of the admitted cats were reclaimed by or returned to an owner.

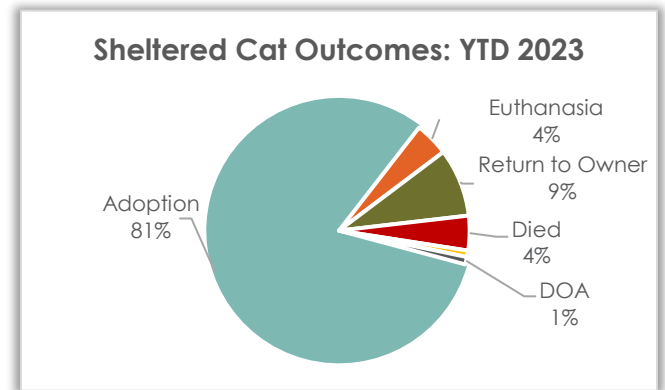
Cat Outcome	Sept 2023	Sept 2022	Sept 2021
Adoption	147	76	91
Euthanasia	10	12	9
Return to Owner	11	15	33
Died	12	3	10
Transfer Out	0	0	0
DOA	1	2	1
<b>Total</b>	<b>181</b>	<b>108</b>	<b>144</b>



## Sheltered Cat Outcome – Year-to-Date 2023

### Sheltered Cat Outcomes

Outcomes so far this year for sheltered cats were primarily adoption (81.3%). 8.4% of the admitted cats were reclaimed by or returned to an owner.



Cat Outcome	YTD 2023	YTD 2022	YTD 2021
Adoption	1,138	797	936
Euthanasia	59	47	53
Return to Owner	118	119	132
Died	60	33	46
Transfer Out	11	1	0
DOA	13	8	6
<b>Total</b>	<b>1,399</b>	<b>1,005</b>	<b>1,173</b>



## Clinic Operations – September 2023

### Successful Surgeries by Client

Clinic Clients	Sept 2023	Sept 2022	Sept 2021
Public Clients	40	17	2
Care for Pets	16	5	9
Community Pet Rescue	8	0	6
Friends of Noah	3	0	0
Hope's Legacy and Trust	1	0	0
HSSW	197	80	104
PAWS Humane Society	0	0	4
Touched by a Paw	9	0	0
Winnebago County Animal Services	29	0	0
<b>Total</b>	<b>303</b>	<b>102</b>	<b>123</b>

### Spay/Neuter Surgeries Totals

#### Sept 2023

	Dog	Cat	
Spay	28	134	162
Neuter	35	106	141
<b>Total</b>	<b>63</b>	<b>240</b>	<b>303</b>

#### Sept 2022

	Dog	Cat	
Spay	16	40	56
Neuter	16	30	46
<b>Total</b>	<b>32</b>	<b>70</b>	<b>102</b>

#### Sept 2021

	Dog	Cat	
Spay	17	61	78
Neuter	13	34	47
<b>Total</b>	<b>30</b>	<b>95</b>	<b>125</b>



# September 2023 Shelter Report



## Vaccine Totals

Vaccines	Administered Sept 2023	Administered Sept 2022	Administered Sept 2021
Bordatella – Oral	7	12	1
Bordatella – Intranasal	13		
DA2PP	44	30	6
DA2PP/Lepto	1	5	0
FelV	0	4	0
FVRCP	62	61	6
Lepto	20	2	0
Lyme	7	2	0
Rabies (1-year)	88	61	13
Rabies (3-year)	16	22	1
<b>Total</b>	<b>258</b>	<b>199</b>	<b>27</b>

## Service Totals

Services	Provided Sept 2023	Provided Sept 2022	Provided Sept 2021
Anal Gland Expression	2	0	0
Ear Cleaning	10	15	0
Ear Cytology	0	1	0
Ear Tip	15	17	4
Exam, Physical	60	42	0
Exam, Recheck	20	2	0
Exam, Shelter	1	0	0
Fecal Test	4	0	4
FelV/FIV Test	11	7	0
Heartworm 4DX Test	2	4	0
Heartworm Test	18	1	0
Idexx Snap 4Dx Test	1	1	2
IV Fluids	1	0	0
Microchip Insertion	36	5	1
Miscellaneous	1	7	0
Nail Trim	39	21	0
Prescription Fee	3	0	0
Pyometra – Emergency	0	0	1
Sedation Only	2	0	0
Urinalysis	1	0	0
<b>Total</b>	<b>227</b>	<b>123</b>	<b>12</b>