



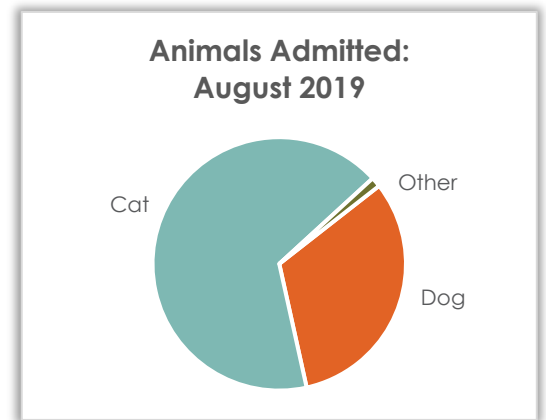
Total Live Animal Admission – August 2019

Animals Admitted

During August, 321 animals were admitted. Of the animals taken in, 32.1% were dogs and 66.7% were cats.

Animal	August 2019		August 2018		August 2017	
Dog	103	32.1%	129	43.1%	84	29%
Cat	214	66.7%	169	56.6%	205	70.7%
Other	4	1.2%	1	.33%	1	.34%
Total	321		299		290	

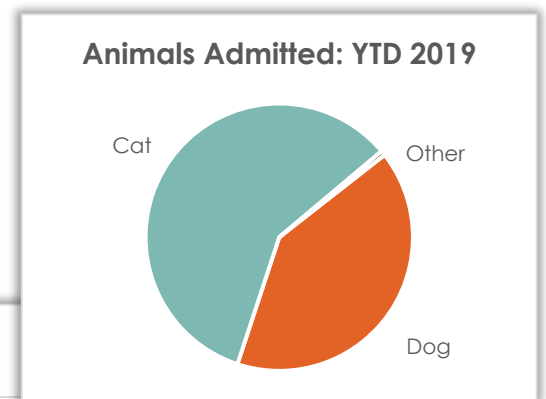
Above data excludes Clinic and Service Intake data



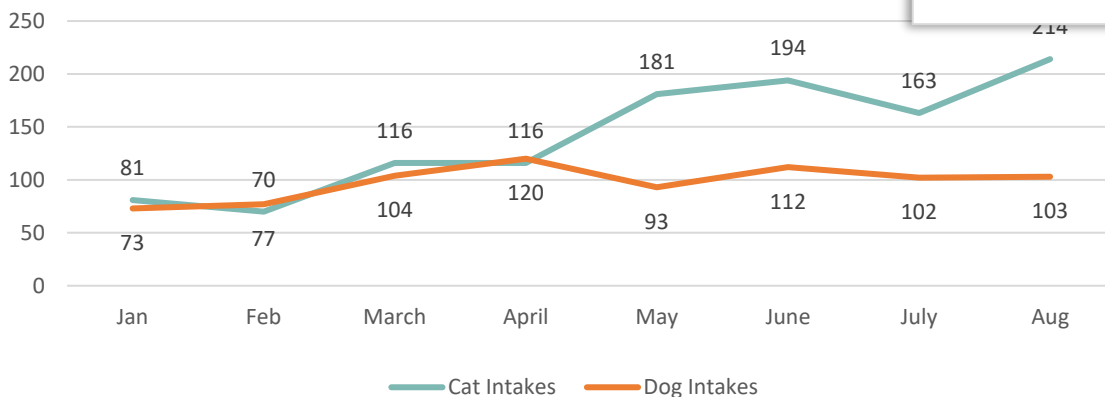
Total Live Animal Admission – Year-to-Date 2019

Animals Admitted

So far in 2019, 1930 animals have been admitted. Of the 1930 animals taken in, 40.6% were dogs and 58.8% were cats. Other intakes (.57%) were other pets – primarily domestic rabbits.



Animals Admitted: 2019 Monthly Intake



Animal	YTD 2019		YTD 2018		YTD 2017	
Dog	784	40.6%	755	39.1%	751	39%
Cat	1135	58.8%	1164	60.3%	1163	60.3%
Other	11	.57%	12	.62%	15	.78%
Total	1930		1931		1928	

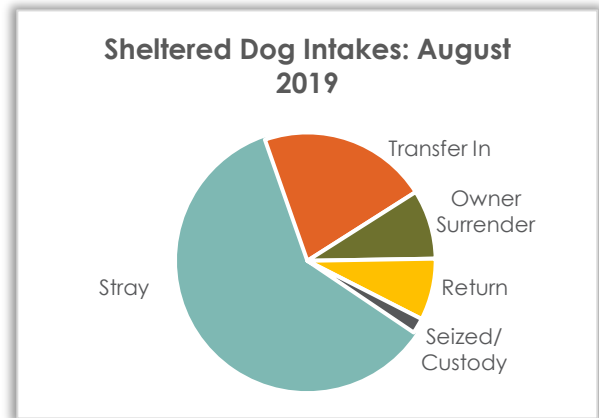
Above data excludes Clinic and Service Intake data



Sheltered Dog Intake – August 2019

Sheltered Dog Intakes

There were 103 live dogs admitted to the shelter in August: 60.2% were strays, 8.7% were owner surrenders, and 21.4% were transferred in from other shelters and/or rescues.



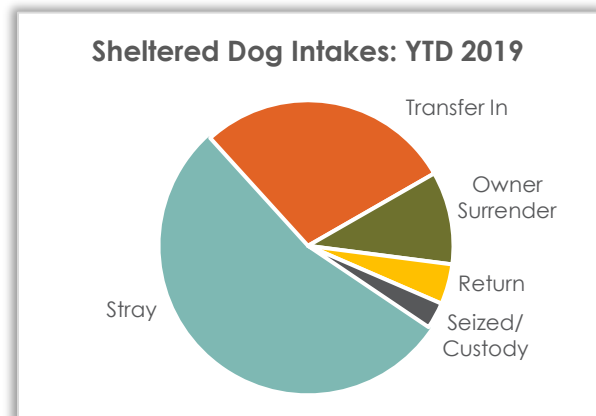
Dog Intake Reason	August 2019		August 2018		August 2017	
Stray	62	60.2%	62	48.1%	53	63.1%
Transfer In	22	21.4%	47	36.4%	24	28.6%
Owner Surrender	9	8.7%	7	.28%	1	1.2%
Return	8	7.8%	12	9.3%	6	7.1%
Seized/Custody	2	1.9%	1	.78%	0	0%
Total	103		129		84	

Above data excludes Clinic and Service Intake data

Sheltered Dog Intake – Year-to-Date 2019

Sheltered Dog Intakes

So far in 2019, there have been 784 live dogs admitted to the shelter: 53.8% were strays, 10.3% were owner surrenders, and 28.4% were transferred in from other shelters and/or rescues.



Dog Intake Reason	YTD 2019		YTD 2018		YTD 2017	
Stray	422	52.9%	384	50.9%	459	61.1%
Transfer In	223	28.4%	248	32.8%	220	29.3%
Owner Surrender	81	10.3%	70	9.3%	32	4.3%
Return	35	4.5%	41	5.4%	33	4.4%
Seized/Custody	23	2.9%	12	1.6%	7	.93%
Total	784		755		751	

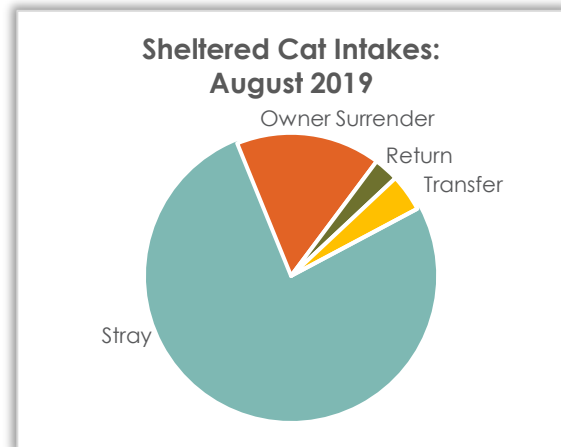
Above data excludes Clinic and Service Intake data



Sheltered Cat Intake – August 2019

Sheltered Cat Intakes

There were 214 live cats admitted to the shelter in August: 76.6% were strays and 16.4% were owner surrendered.



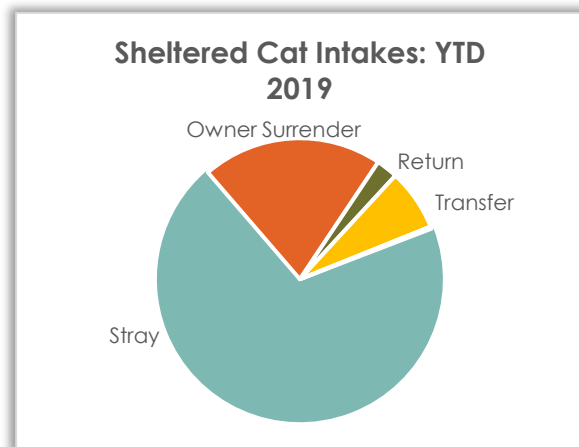
Cat Intake Reasons	August 2019		August 2018		August 2017	
Stray	164	76.6%	150	88.8%	195	95.1%
Owner Surrender	35	16.4%	16	9.5%	7	3.4%
Return	6	2.8%	3	1.8%	2	.98%
Transfer	9	4.2%	0	0%	0	0%
Seized/Custody	0	0%	0	0%	1	.49%
Total	214		169		205	

Above data excludes Clinic and Service Intake data

Sheltered Cat Intake – Year-to-Date 2019

Sheltered Cat Intakes

There were 1135 live cats admitted to the shelter so far this year 69.5% were strays and 20.7% were owner surrendered.



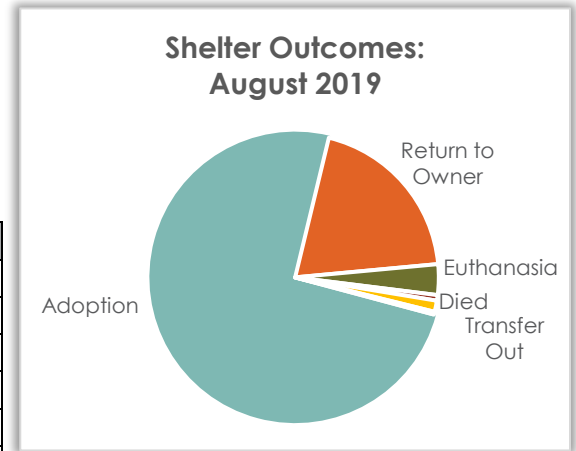
Cat Intake Reasons	YTD 2019		YTD 2018		YTD 2017	
Stray	789	69.5%	926	79.6%	973	83.7%
Owner Surrender	235	20.7%	144	12.4%	160	13.8%
Return	28	2.5%	30	2.6%	25	2.1%
Transfer	80	7%	63	5.4%	3	.26%
Seized/Custody	3	.26%	1	.09%	2	.17%
Total	1135		1164		1163	

Above data excludes Clinic and Service Intake data



Shelter Animal Outcome – August 2019

During August a total of 319 pets went home again; 238 pets were adopted, and 63 were returned to their owner.

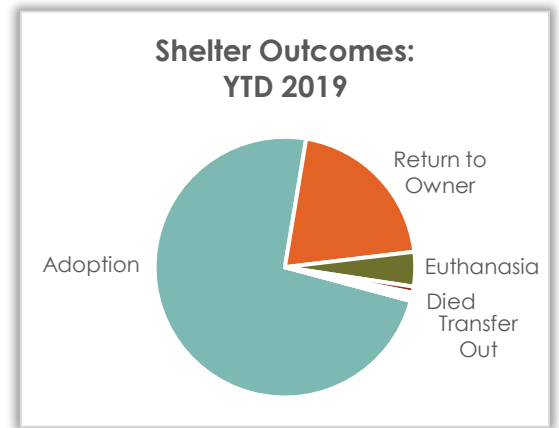


Outcome Breakdown	Aug 2019		Aug 2018		Aug 2017	
Adoption	238	74.6%	234	75.2%	215	70.3%
Return to Owner	63	19.7%	48	15.4%	51	16.6%
Euthanasia	11	3.4%	24	7.7%	28	9.2%
Transfer Out	2	.63%	1	.32%	6	2%
Died	4	1.3%	4	1.3%	6	2%
DOA	1	.31%	0	0%	0	0%
Admin Missing	0	0%	0	0%	0	0%
Total	319		311		306	

Above data excludes Clinic and Service Outcome data

Shelter Animal Outcome – YTD 2019

So far this year a total of 1864 pets went home again! 1369 pets were adopted, and 382 were returned to their owner.



Outcome Breakdown	YTD 2019		YTD 2018		YTD 2017	
Adoption	1369	73.4%	1337	72.5%	1253	66.1%
Return to Owner	382	20.5%	318	17.2%	381	20.1%
Euthanasia	80	4.3%	148	8%	157	8.3%
Transfer Out	14	.75%	12	.65%	39	2.1%
Died	10	.54%	26	1.4%	25	1.3%
DOA	9	.48%	3	.16%	8	.42%
Admin Missing	0	0%	0	0%	2	.11%
Total	1864		1844		1895	

Above data excludes Clinic and Service Outcome data



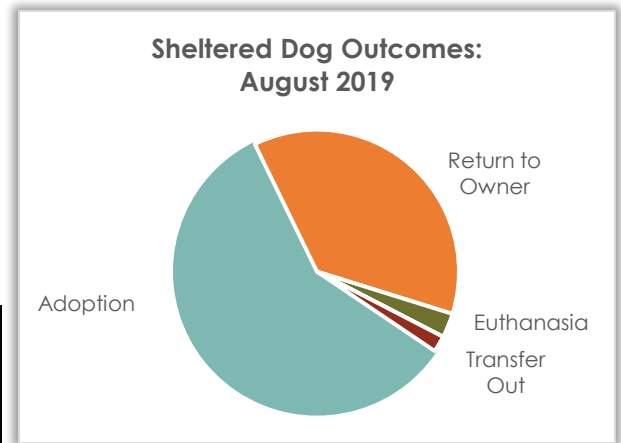
Sheltered Dog Outcome – August 2019

Sheltered Dog Outcomes

Outcomes in August for dogs admitted to the shelter were primarily adoption (59.0%) and return to owner (34.0%).

Dog Outcome	August 2019		August 2018		August 2017	
Adoption	63	57.8%	62	57.4%	49	57%
Return to Owner	40	36.7%	38	35.2%	33	38.4%
Euthanasia	3	2.8%	6	5.6%	3	3.5%
Transfer Out	0	0%	0	0%	1	1.2%
Died	2	1.8%	2	1.9%	0	0%
DOA	1	.92%	0	0%	0	0%
Admin Missing	0	0%	0	0%	0	0%
Total	109		108		86	

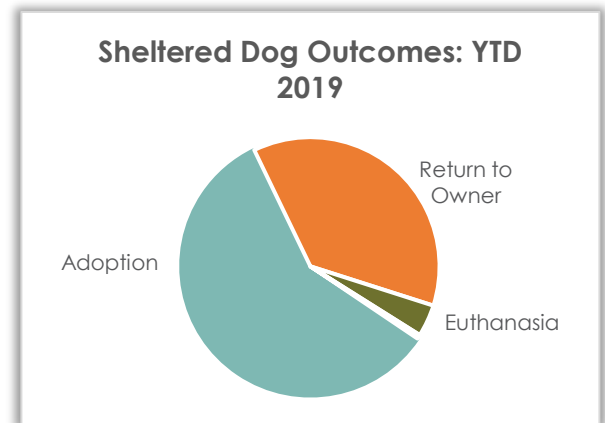
Above data excludes Clinic and Service Outcome data



Sheltered Dog Outcome – Year-to-Date 2019

Sheltered Dog Outcomes

Outcomes so far this year for sheltered dogs were primarily adoption (58.3%) and return to owner (37%).



Dog Outcome	YTD 2019		YTD 2018		YTD 2017	
Adoption	452	58.3%	448	60.3%	402	53.7%
Return to Owner	287	37%	238	32%	300	40.1%
Euthanasia	31	4%	51	6.9%	40	5.3%
Transfer Out	2	.26%	3	.40%	6	.80%
Died	2	.26%	2	.27%	0	0%
DOA	1	.13%	1	.13%	0	0%
Admin Missing	0	0%	0	0%	0	0%
Total	775		743		748	

Above data excludes Clinic and Service Outcome data



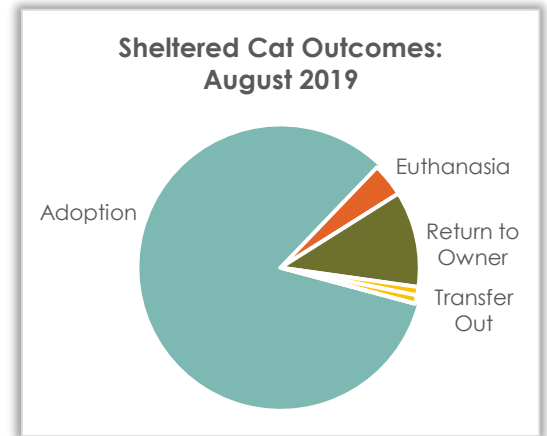
Sheltered Cat Outcome – August 2019

Sheltered Cat Outcomes

Outcomes in August for cats admitted at the shelter were primarily adoption (83.8%). 11.3% of the admitted cats were reclaimed by or returned to an owner.

Cat Outcome	August 2019		August 2018		August 2017	
Adoption	171	83.8%	172	85.1%	166	75.5%
Euthanasia	8	3.9%	17	8.4%	25	11.4%
Return to Owner	23	11.3%	10	5%	18	8.2%
Died	2	.98%	2	.99%	6	2.7%
Transfer Out	2	.98%	1	.5%	5	2.3%
DOA	0	0%	0	0%	0	0%
Admin Missing	0	0%	0	0%	0	0%
Total	204		202		220	

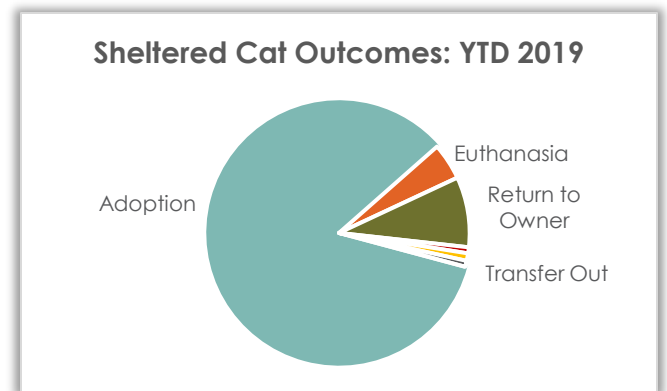
Above data excludes Clinic and Service Outcome data



Sheltered Cat Outcome – Year-to-Date 2019

Sheltered Cat Outcomes

Outcomes so far this year for sheltered cats were primarily adoption (84.3%). 8.7% of the admitted cats were reclaimed by or returned to an owner.



Cat Outcome	YTD 2019		YTD 2018		YTD 2017	
Adoption	910	84.3%	880	80.9%	845	76.5%
Euthanasia	49	4.5%	94	8.6%	115	10.4%
Return to Owner	94	8.7%	80	7.4%	80	7.2%
Died	8	.74%	24	2.2%	25	2.3%
Transfer Out	10	.93%	8	.74%	30	2.7%
DOA	8	.74%	2	.18%	8	.72%
Admin Missing	0	0%	0	0%	2	.18%
Total	1079		1088		1105	

Above data excludes Clinic and Service Outcome data



Clinic Operations – August 2019

Clinic – Client Metrics

Clinic Clients	Successful Surgeries
Public Clients	47
A Little R & R	1
Care for Pets	8
Community Cat	2
HSSW	165
Kadlec Ranch Rescue	20
PAWS Humane Society	10
The Labrador Connection	1
Total	254

Clinic - Spay/Neuter Surgeries Totals

	Dog	Cat	Rabbit	
Spay	23	108	0	131
Neuter	20	103	0	123
Total	43	211	0	254

Clinic – Vaccine Totals

Vaccines	Number Administered
Bordetella - Oral	46
DA2PP	13
DA2PP/Lepto	43
FVRCP	79
Leptospirosis	3
Lyme Disease	2
Rabies (1-year)	160
Rabies (3-year)	21
Total	367



August 2019 Shelter Report



Clinic – Service Totals

Services	Number Provided
CBC	1
CVI	2
Cryptorchid	1
Ear Cleaning (Complimentary)	5
Ear Tip	18
Eye Enucleation	1
FelV/FIV Test	3
Health Exam	1
Heartworm 4Dx Test	2
Heartworm Test	39
Microchip Insertion	1
Miscellaneous	4
Nail Trim	8
Sedation only	2
Total	88