



# January 2020 Shelter Report



## Total Live Animal Admission – January 2020

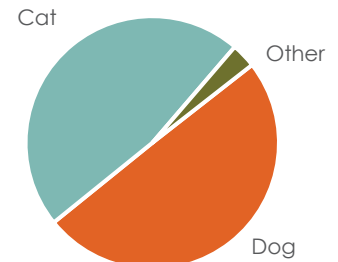
### Animals Admitted

During January, 191 animals were admitted. Of the animals taken in, 49.7% were dogs and 47.1% were cats.

Animal	January 2020		January 2019		January 2018	
Dog	95	49.7%	73	47.4%	79	43.4%
Cat	90	47.1%	81	52.6%	99	54.4%
Other	6	3.1%	0	0%	4	2.2%
<b>Total</b>	<b>191</b>		<b>154</b>		<b>182</b>	

*Above data excludes Clinic and Service Intake data*

### Animals Admitted: January 2020

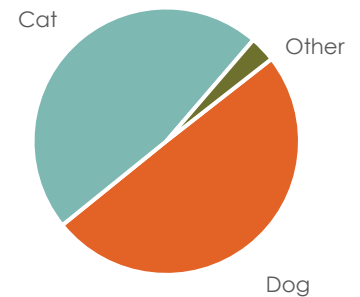


## Total Live Animal Admission – Year-to-Date 2020

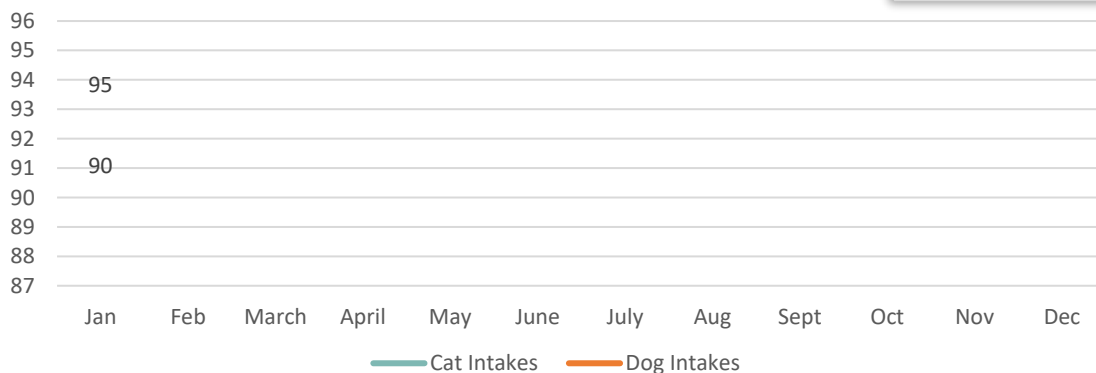
### Animals Admitted

So far in 2020, 191 animals have been admitted. Of the 191 animals taken in, 49.7% were dogs and 47.1% were cats. Other intakes (3.1%) were other pets – primarily guinea pigs.

### Animals Admitted: YTD 2020




### Animals Admitted: 2020 Monthly Intake



Animal	YTD 2020		YTD 2019		YTD 2018	
Dog	95	49.7%	73	47.4%	79	43.4%
Cat	90	47.1%	81	52.6%	99	54.4%
Other	6	3.1%	0	0%	4	2.2%
<b>Total</b>	<b>191</b>		<b>154</b>		<b>182</b>	

*Above data excludes Clinic and Service Intake data*

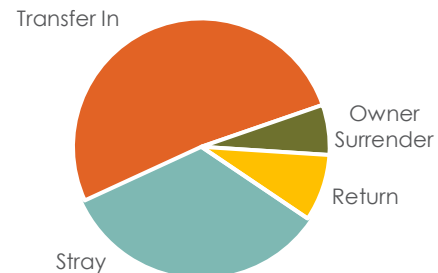


## Sheltered Dog Intake – January 2020

### Sheltered Dog Intakes

There were 95 live dogs admitted to the shelter in January: 33.7% were strays, 6.3% were owner surrenders, and 51.6% were transferred in from other shelters and/or rescues.

Sheltered Dog Intakes: January 2020



Dog Intake Reason	January 2020		January 2019		January 2018	
Stray	32	33.7%	30	41.1%	38	48.1%
Transfer In	49	51.6%	29	39.7%	28	35.4%
Owner Surrender	6	6.3%	13	17.8%	4	5.1%
Return	8	8.4%	0	0%	3	3.8%
Seized/Custody	0	0%	1	1.4%	6	7.6%
Total	95		73		79	

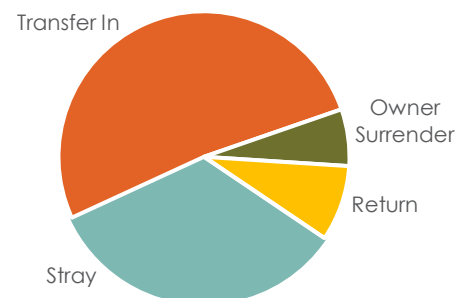
*Above data excludes Clinic and Service Intake data*

## Sheltered Dog Intake – Year-to-Date 2020

### Sheltered Dog Intakes

So far in 2020, there have been 95 live dogs admitted to the shelter: 33.7% were strays, 6.3% were owner surrenders, and 51.6% were transferred in from other shelters and/or rescues.

Sheltered Dog Intakes: YTD 2020



Dog Intake Reason	YTD 2020		YTD 2019		YTD 2018	
Stray	32	33.7%	30	41.1%	38	48.1%
Transfer In	49	51.6%	29	39.7%	28	35.4%
Owner Surrender	6	6.3%	13	17.8%	4	5.1%
Return	8	8.4%	0	0%	3	3.8%
Seized/Custody	0	0%	1	1.4%	6	7.6%
Total	95		73		79	

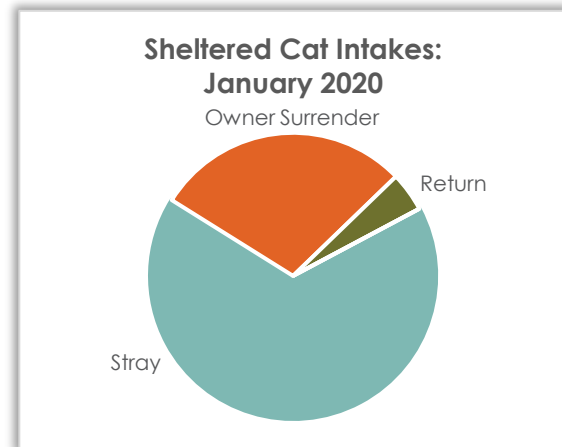
*Above data excludes Clinic and Service Intake data*



## Sheltered Cat Intake – January 2020

### Sheltered Cat Intakes

There were 90 live cats admitted to the shelter in January: 66.7% were strays and 28.9% were owner surrendered.



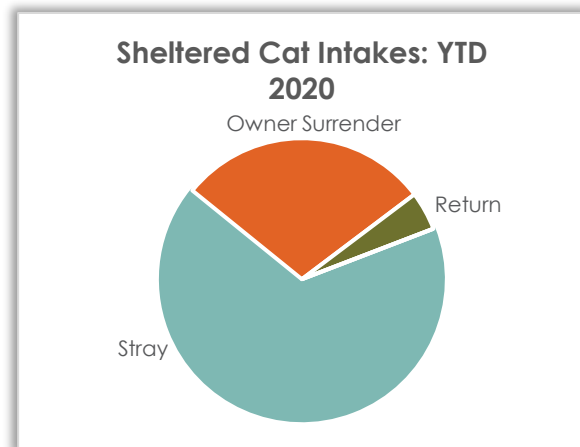
Cat Intake Reasons	January 2020		January 2019		January 2018	
Stray	60	66.7%	60	74.1%	84	84.8%
Owner Surrender	26	28.9%	18	22.2%	7	7.1%
Return	4	4.4%	2	2.5%	5	5.1%
Transfer	0	0%	1	1.2%	3	3.0%
Seized/Custody	0	0%	0	0%	0	0%
<b>Total</b>	<b>90</b>		<b>81</b>		<b>99</b>	

*Above data excludes Clinic and Service Intake data*

## Sheltered Cat Intake – Year-to-Date 2020


### Sheltered Cat Intakes

There were 90 live cats admitted to the shelter so far this year 66.7% were strays and 28.9% were owner surrendered.



Cat Intake Reasons	YTD 2020		YTD 2019		YTD 2018	
Stray	60	66.7%	60	74.1%	84	84.8%
Owner Surrender	26	28.9%	18	22.2%	7	7.1%
Return	4	4.4%	2	2.5%	5	5.1%
Transfer	0	0%	1	1.2%	3	3.0%
Seized/Custody	0	0%	0	0%	0	0%
<b>Total</b>	<b>90</b>		<b>81</b>		<b>99</b>	

*Above data excludes Clinic and Service Intake data*



# January 2020 Shelter Report

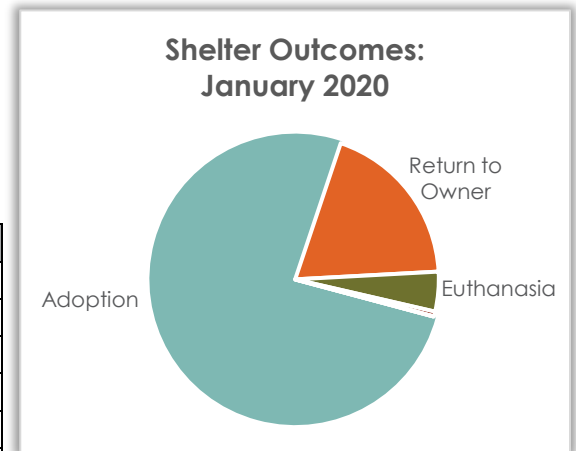


## Shelter Animal Outcome – January 2020

During January a total of 179 pets went home again; 136 pets were adopted, and 34 were returned to their owner.

Outcome Breakdown	Jan 2020		Jan 2019		Jan 2018	
Adoption	136	76.0%	138	78.4%	126	70.4%
Return to Owner	34	19.0%	28	15.9%	31	17.3%
Euthanasia	8	4.5%	6	3.4%	20	11.2%
Transfer Out	1	.56%	2	1.1%	1	1.2%
Died	0	0%	1	.57%	0	0%
DOA	0	0%	1	.57%	1	1.2%
Admin Missing	0	0%	0	0%	0	0%
<b>Total</b>	<b>179</b>		<b>176</b>		<b>179</b>	

*Above data excludes Clinic and Service Outcome data*

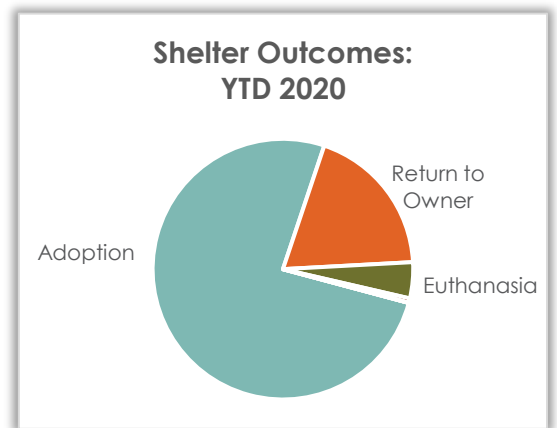


## Shelter Animal Outcome – YTD 2020

So far this year a total of 179 pets went home again! 136 pets were adopted, and 34 were returned to their owner.

Outcome Breakdown	YTD 2020		YTD 2019		YTD 2018	
Adoption	136	76.0%	138	78.4%	126	70.4%
Return to Owner	34	19.0%	28	15.9%	31	17.3%
Euthanasia	8	4.5%	6	3.4%	20	11.2%
Transfer Out	1	.56%	2	1.1%	1	1.2%
Died	0	0%	1	.57%	0	0%
DOA	0	0%	1	.57%	1	1.2%
Admin Missing	0	0%	0	0%	0	0%
<b>Total</b>	<b>179</b>		<b>176</b>		<b>179</b>	

*Above data excludes Clinic and Service Outcome data*





## Sheltered Dog Outcome – January 2020

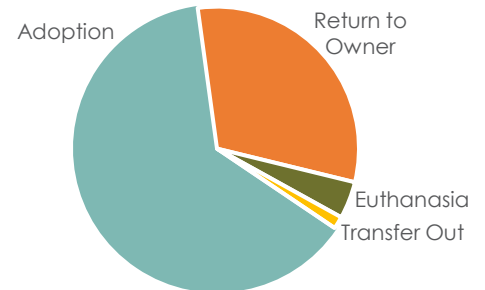
### Sheltered Dog Outcomes

Outcomes in January for dogs admitted to the shelter were primarily adoption (63.4%) and return to owner (31.0%).

Dog Outcome	Jan 2020		Jan 2019		Jan 2018	
Adoption	45	63.4%	43	67.2%	41	53.9%
Return to Owner	22	31.0%	19	29.7%	23	30.3%
Euthanasia	3	4.2%	2	3.1%	11	14.5%
Transfer Out	1	1.4%	0	0%	1	1.3%
Died	0	0%	0	0%	0	0%
DOA	0	0%	0	0%	0	0%
Admin Missing	0	0%	0	0%	0	0%
<b>Total</b>	<b>71</b>		<b>64</b>		<b>76</b>	

*Above data excludes Clinic and Service Outcome data*

Sheltered Dog Outcomes:  
January 2020



## Sheltered Dog Outcome – Year-to-Date 2020

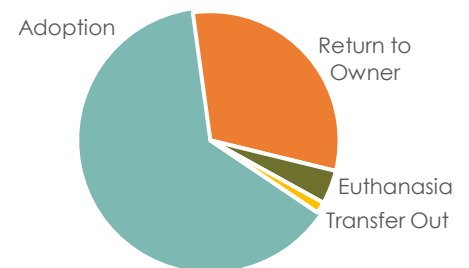
### Sheltered Dog Outcomes

Outcomes so far this year for sheltered dogs were primarily adoption (63.4%) and return to owner (31.0%).

Dog Outcome	YTD 2020		YTD 2019		YTD 2018	
Adoption	45	63.4%	43	67.2%	41	53.9%
Return to Owner	22	31.0%	19	29.7%	23	30.3%
Euthanasia	3	4.2%	2	3.1%	11	14.5%
Transfer Out	1	1.4%	0	0%	1	1.3%
Died	0	0%	0	0%	0	0%
DOA	0	0%	0	0%	0	0%
Admin Missing	0	0%	0	0%	0	0%
<b>Total</b>	<b>71</b>		<b>64</b>		<b>76</b>	

*Above data excludes Clinic and Service Outcome data*

Sheltered Dog Outcomes: YTD  
2020





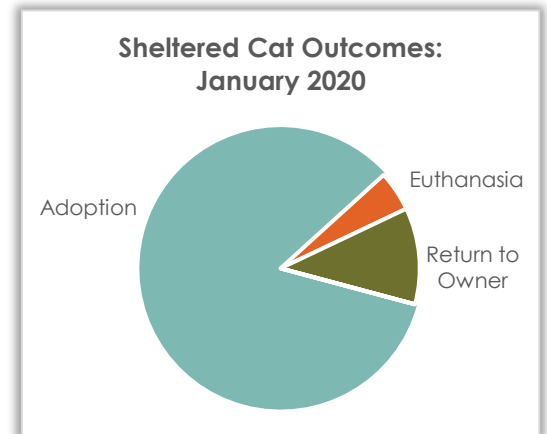
## Sheltered Cat Outcome – January 2020

### Sheltered Cat Outcomes

Outcomes in January for cats admitted at the shelter were primarily adoption (84.1%). 4.7% of the admitted cats were reclaimed by or returned to an owner.

Cat Outcome	Jan 2020		Jan 2019		Jan 2018	
Adoption	90	84.1%	95	84.8%	82	82.0%
Euthanasia	5	4.7%	4	3.6%	9	9.0%
Return to Owner	12	11.2%	9	8.0%	8	8.0%
Died	0	0%	1	.89%	0	0%
Transfer Out	0	0%	2	1.8%	0	0%
DOA	0	0%	1	.89%	1	1.0%
Admin Missing	0	0%	0	0%	0	0%
<b>Total</b>	<b>107</b>		<b>112</b>		<b>100</b>	

*Above data excludes Clinic and Service Outcome data*



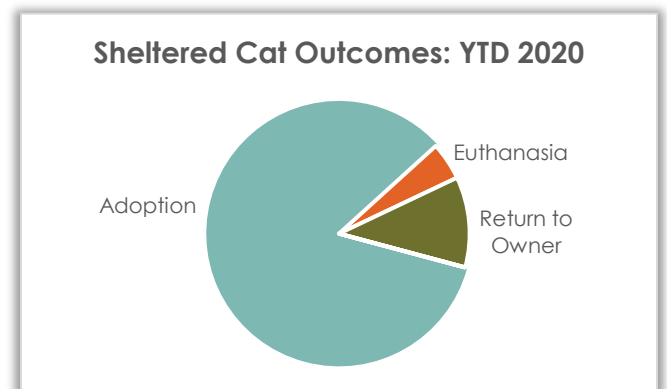
## Sheltered Cat Outcome – Year-to-Date 2020

### Sheltered Cat Outcomes

Outcomes so far this year for sheltered cats were primarily adoption (84.1%). 4.7% of the admitted cats were reclaimed by or returned to an owner.

Cat Outcome	YTD 2020		YTD 2019		YTD 2018	
Adoption	90	84.1%	95	84.8%	82	82.0%
Euthanasia	5	4.7%	4	3.6%	9	9.0%
Return to Owner	12	11.2%	9	8.0%	8	8.0%
Died	0	0%	1	.89%	0	0%
Transfer Out	0	0%	2	1.8%	0	0%
DOA	0	0%	1	.89%	1	1.0%
Admin Missing	0	0%	0	0%	0	0%
<b>Total</b>	<b>107</b>		<b>112</b>		<b>100</b>	

*Above data excludes Clinic and Service Outcome data*





# January 2020 Shelter Report



## Clinic Operations – January 2020

### Clinic – Client Metrics

Clinic Clients	Successful Surgeries
Public Clients	88
Care for Pets	40
Catatarium	1
Community Cat	3
Greener Pastures	12
HSSW	92
Touched by a Paw	6
<b>Total</b>	<b>242</b>

### Clinic - Spay/Neuter Surgeries Totals

	Dog	Cat	Rabbit	
Spay	18	105	0	123
Neuter	24	95	0	119
<b>Total</b>	<b>42</b>	<b>200</b>	<b>0</b>	<b>242</b>

### Clinic – Vaccine Totals

Vaccines	Number Administered
Bordetella - Oral	2
DA2PP	16
DA2PP/Lepto	2
FVRCP	80
Rabies (1-year)	132
Rabies (3-year)	4
<b>Total</b>	<b>236</b>



# January 2020 Shelter Report



## Clinic – Service Totals

Services	Number Provided
Certified Veterinary Inspection (CVI)	2
Cherry Eye Repair	2
Clip and Clean Wounds	1
Dental Prophylaxis	2
Ear Cleaning (Complimentary)	7
Exam, Physical	4
Eye Enucleation	1
Fecal Test	7
FelV/FIV Test	6
Heartworm Test	1
Idexx Snap 4Dx Test	1
Mass Removal – Level 1	1
Microchip Insertion	16
Miscellaneous	1
Nail Trim (Complimentary)	31
Urinalysis	3
<b>Total</b>	<b>86</b>