



May 2020 Shelter Report



Total Live Animal Admission – May 2020

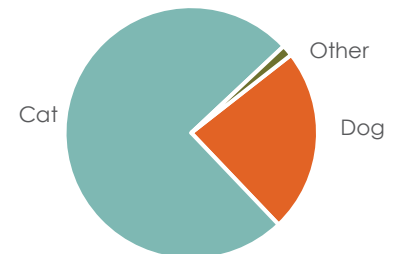
Animals Admitted

During May, 209 animals were admitted. Of the animals taken in, 23.4% were dogs and 75.1% were cats.

Animal	May 2020		May 2019		May 2018	
Dog	49	23.4%	93	33.5%	93	31.2%
Cat	157	75.1%	181	65.1%	203	68.1%
Other	3	1.4%	4	1.4%	2	.67%
Total	209		278		298	

Above data excludes Clinic and Service Intake data

Animals Admitted: May 2020

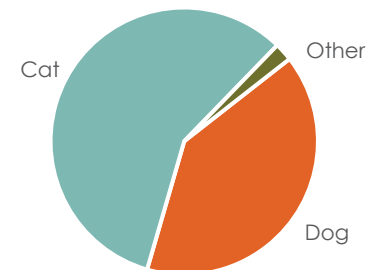


Total Live Animal Admission – Year-to-Date 2020

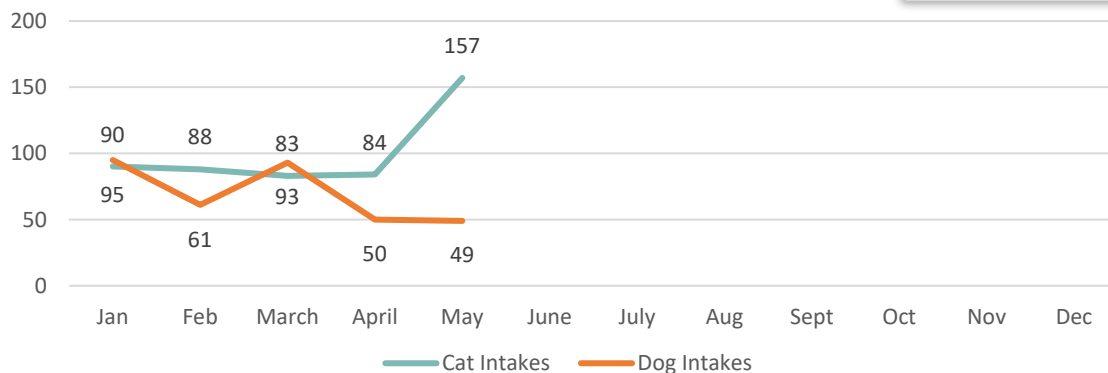
Animals Admitted

So far in 2020, 869 animals have been admitted. Of the 869 animals taken in, 40.0% were dogs and 57.8% were cats. Other intakes (2.2%) were other pets – primarily guinea pigs and domestic rabbits.

Animals Admitted: YTD 2020



Animals Admitted: 2020 Monthly Intake



Animal	YTD 2020		YTD 2019		YTD 2018	
Dog	348	40.0%	467	45.0%	434	39.3%
Cat	502	57.8%	564	54.4%	662	60.0%
Other	19	2.2%	6	.58%	8	.72%
Total	869		1,037		1,104	

Above data excludes Clinic and Service Intake data

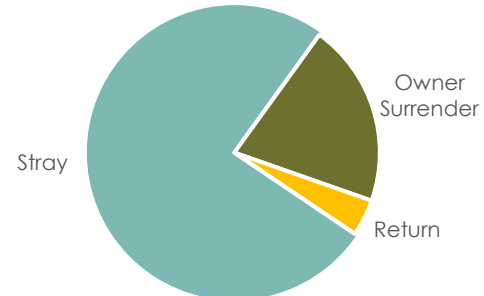


Sheltered Dog Intake – May 2020

Sheltered Dog Intakes

There were 49 live dogs admitted to the shelter in May: 75.5% were strays, 20.4% were owner surrenders, and 0.0% were transferred in from other shelters and/or rescues.

Sheltered Dog Intakes: May 2020



Dog Intake Reason	May 2020		May 2019		May 2018	
Stray	37	75.5%	59	63.4%	52	55.9%
Transfer In	0	0%	14	15.1%	29	31.2%
Owner Surrender	10	20.4%	15	16.1%	9	9.7%
Return	2	4.1%	3	3.2%	3	3.2%
Seized/Custody	0	0%	2	2.2%	0	0%
Total	49		93		93	

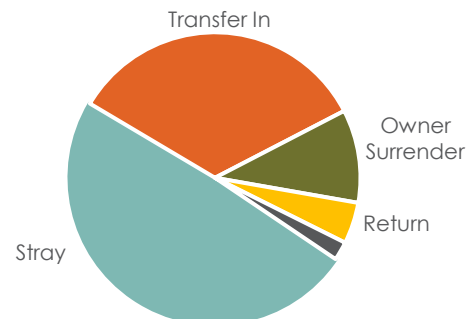
Above data excludes Clinic and Service Intake data

Sheltered Dog Intake – Year-to-Date 2020

Sheltered Dog Intakes

So far in 2020, there have been 348 live dogs admitted to the shelter: 55.5% were strays, 12.6% were owner surrenders, and 26.7% were transferred in from other shelters and/or rescues.

Sheltered Dog Intakes: YTD 2020



Dog Intake Reason	YTD 2020		YTD 2019		YTD 2018	
Stray	193	55.5%	228	48.8%	213	49.1%
Transfer In	93	26.7%	148	31.7%	147	33.9%
Owner Surrender	44	12.6%	58	12.4%	45	10.4%
Return	18	5.2%	17	3.6%	20	4.6%
Seized/Custody	0	0%	16	3.4%	9	2.1%
Total	348		467		434	

Above data excludes Clinic and Service Intake data



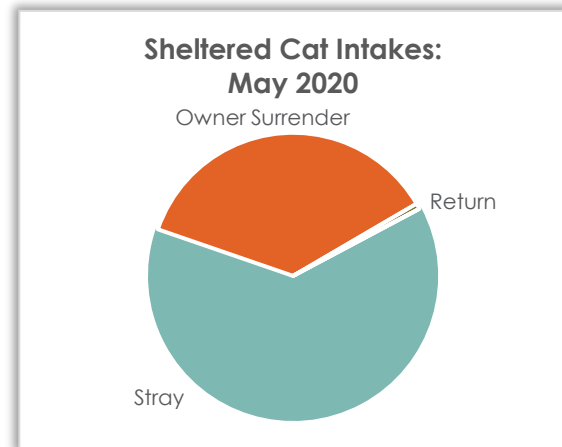
May 2020 Shelter Report



Sheltered Cat Intake – May 2020

Sheltered Cat Intakes

There were 157 live cats admitted to the shelter in May: 63.1% were strays and 36.3% were owner surrendered.



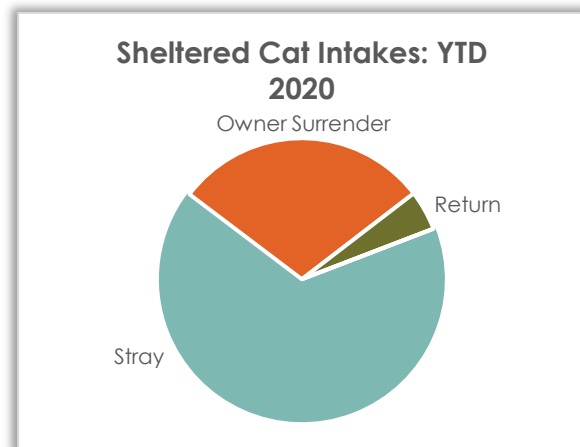
Cat Intake Reasons	May 2020		May 2019		May 2018	
Stray	99	63.1%	119	65.7%	147	72.4%
Owner Surrender	57	36.3%	39	21.5%	17	8.4%
Return	1	.64%	4	2.2%	7	3.4%
Transfer	0	0%	19	10.5%	31	15.3%
Seized/Custody	0	0%	0	0%	1	.49%
Total	157		181		203	

Above data excludes Clinic and Service Intake data

Sheltered Cat Intake – Year-to-Date 2020

Sheltered Cat Intakes

There were 502 live cats admitted to the shelter so far this year – 66.1% were strays and 29.3% were owner surrendered.



Cat Intake Reasons	YTD 2020		YTD 2019		YTD 2018	
Stray	332	66.1%	351	62.2%	488	73.7%
Owner Surrender	147	29.3%	132	23.4%	110	16.6%
Return	23	4.6%	10	1.8%	18	2.7%
Transfer	0	0%	68	12.1%	45	6.8%
Seized/Custody	0	0%	3	.53%	1	.15%
Total	502		564		662	

Above data excludes Clinic and Service Intake data



May 2020 Shelter Report

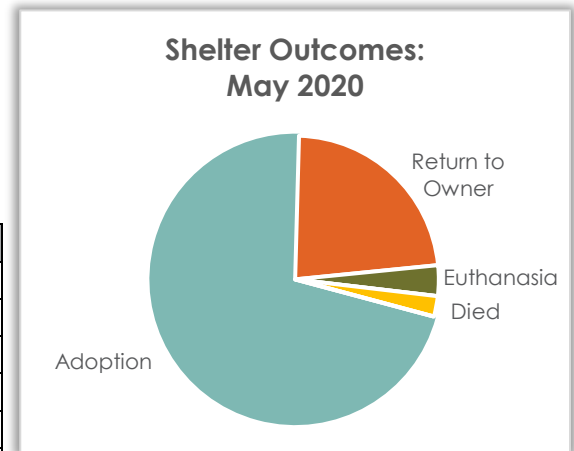


Shelter Animal Outcome – May 2020

During May a total of 174 pets went home again; 124 pets were adopted, and 40 were returned to their owner.

Outcome Breakdown	May 2020		May 2019		May 2018	
Adoption	124	71.3%	165	72.1%	195	70.7%
Return to Owner	40	23.0%	51	22.3%	48	17.4%
Euthanasia	6	3.4%	8	3.5%	19	6.9%
Transfer Out	0	0%	1	.44%	5	1.8%
Died	4	2.3%	0	0%	8	2.9%
DOA	0	0%	4	1.7%	1	.36%
Admin Missing	0	0%	0	0%	0	0%
Total	174		229		276	

Above data excludes Clinic and Service Outcome data

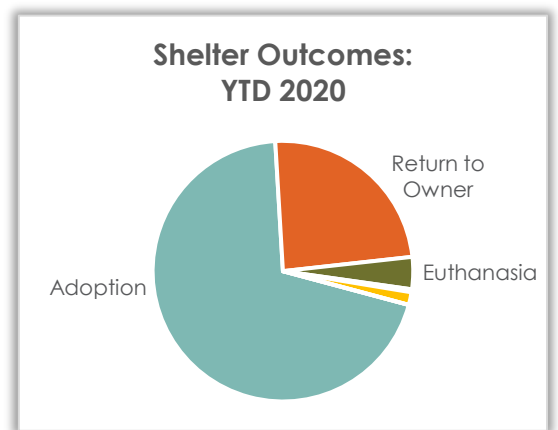


Shelter Animal Outcome – YTD 2020

So far this year a total of 827 pets went home again! 578 pets were adopted, and 200 were returned to their owner.

Outcome Breakdown	YTD 2020		YTD 2019		YTD 2018	
Adoption	578	69.9%	736	74.3%	706	70.7%
Return to Owner	200	24.2%	198	20.0%	184	18.4%
Euthanasia	33	4.0%	39	3.9%	84	8.4%
Transfer Out	3	.36%	9	.91%	8	.80%
Died	13	1.6%	2	.20%	15	1.5%
DOA	0	0%	6	.61%	2	.20%
Admin Missing	0	0%	0	0%	0	0%
Total	827		990		999	

Above data excludes Clinic and Service Outcome data





May 2020 Shelter Report



Sheltered Dog Outcome – May 2020

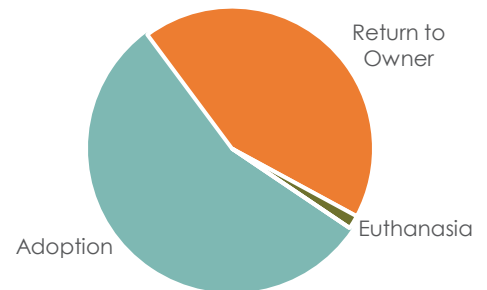
Sheltered Dog Outcomes

Outcomes in May for dogs admitted to the shelter were primarily adoption (55.4%) and return to owner (43.1%).

Dog Outcome	May 2020		May 2019		May 2018	
Adoption	36	55.4%	59	55.1%	52	55.9%
Return to Owner	28	43.1%	47	43.9%	36	38.7%
Euthanasia	1	1.5%	1	.93%	4	4.3%
Transfer Out	0	0%	0	0%	0	0%
Died	0	0%	0	0%	0	0%
DOA	0	0%	0	0%	1	1.1%
Admin Missing	0	0%	0	0%	0	0%
Total	65		107		93	

Above data excludes Clinic and Service Outcome data

Sheltered Dog Outcomes:
May 2020



Sheltered Dog Outcome – Year-to-Date 2020

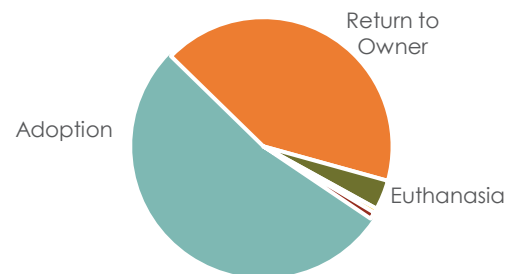
Sheltered Dog Outcomes

Outcomes so far this year for sheltered dogs were primarily adoption (52.9%) and return to owner (42.0%).

Dog Outcome	YTD 2020		YTD 2019		YTD 2018	
Adoption	185	52.9%	284	61.2%	273	60.8%
Return to Owner	147	42.0%	162	34.9%	141	31.4%
Euthanasia	13	3.7%	17	3.7%	34	7.6%
Transfer Out	2	.57%	1	.22%	0	0%
Died	3	.86%	0	0%	0	0%
DOA	0	0%	0	0%	1	.22%
Admin Missing	0	0%	0	0%	0	0%
Total	350		464		449	

Above data excludes Clinic and Service Outcome data

Sheltered Dog Outcomes: YTD
2020





May 2020 Shelter Report



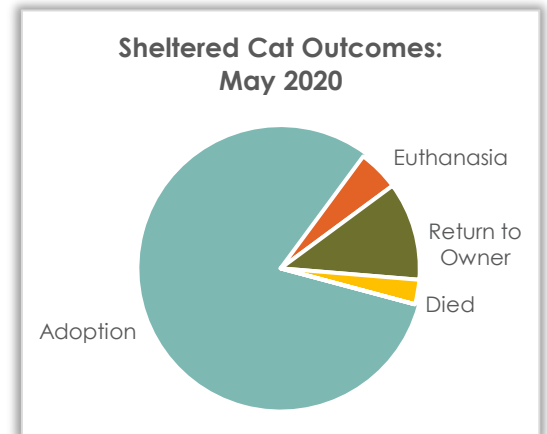
Sheltered Cat Outcome – May 2020

Sheltered Cat Outcomes

Outcomes in May for cats admitted at the shelter were primarily adoption (81.0%). 11.4% of the admitted cats were reclaimed by or returned to an owner.

Cat Outcome	May 2020		May 2019		May 2018	
Adoption	85	81.0%	105	86.8%	141	78.3%
Euthanasia	5	4.8%	7	5.8%	14	7.8%
Return to Owner	12	11.4%	4	3.3%	12	6.7%
Died	3	2.9%	0	0%	8	4.4%
Transfer Out	0	0%	1	.83%	5	2.8%
DOA	0	0%	4	3.3%	0	0%
Admin Missing	0	0%	0	0%	0	0%
Total	105		121		180	

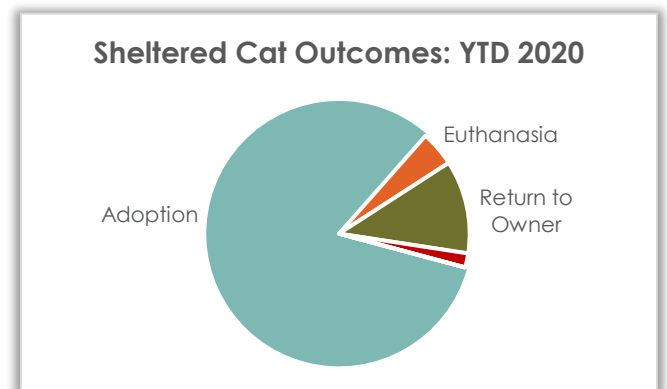
Above data excludes Clinic and Service Outcome data



Sheltered Cat Outcome – Year-to-Date 2020

Sheltered Cat Outcomes

Outcomes so far this year for sheltered cats were primarily adoption (82.8%). 4.2% of the admitted cats were reclaimed by or returned to an owner.



Cat Outcome	YTD 2020		YTD 2019		YTD 2018	
Adoption	378	82.4%	451	85.9%	427	78.8%
Euthanasia	20	4.4%	23	4.4%	49	9.0%
Return to Owner	53	11.5%	35	6.7%	43	7.9%
Died	8	1.7%	2	.38%	15	2.8%
Transfer Out	0	0%	8	1.5%	7	1.3%
DOA	0	0%	6	1.1%	1	.18%
Admin Missing	0	0%	0	0%	0	0%
Total	459		525		542	

Above data excludes Clinic and Service Outcome data



May 2020 Shelter Report



Clinic Operations – May 2020

Clinic – Client Metrics

Clinic Clients	Successful Surgeries
Public Clients	63
Care for Pets	18
HSSW	104
PAWS Humane Society	15
The Labrador Connection	2
Total	202

Clinic - Spay/Neuter Surgeries Totals

	Dog	Cat	Rabbit	
Spay	22	97	1	120
Neuter	22	60	0	82
Total	44	157	1	202

Clinic – Vaccine Totals

Vaccines	Number Administered
Bordatella – Oral	6
DA2PP	4
DA2PP/Lepto	3
FVRCP	53
Leptospirosis	1
Rabies (1-year)	84
Total	151



May 2020 Shelter Report



Clinic – Service Totals

Services	Number Provided
Amputation	1
CBC/Chemistry – send out	2
Cryptorchid Surgery	1
Dental Prophylaxis	3
Ear Tip	22
Exam, Physical	3
Fecal Test	8
Hernia Repair	2
Idexx Snap 4Dx Test	5
Microchip Insertion (client provided chip)	8
Microchip Insertion	2
Nail Trim	3
Nail Trim (Complimentary)	3
Recheck	2
Total	65