



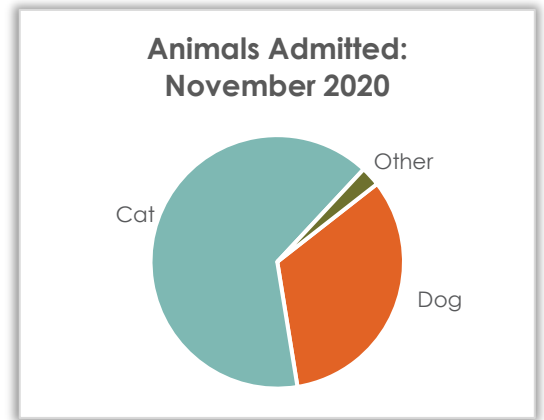
## Total Live Animal Admission – November 2020

### Animals Admitted

During November, 200 animals were admitted. Of the animals taken in, 33.0% were dogs and 64.5% were cats.

Animal	November 2020		November 2019		November 2018	
Dog	66	33.0%	81	35.8%	79	35.7%
Cat	129	64.5%	144	63.7%	140	63.3%
Other	5	2.5%	1	.44%	2	.90%
<b>Total</b>	<b>200</b>		<b>226</b>		<b>221</b>	

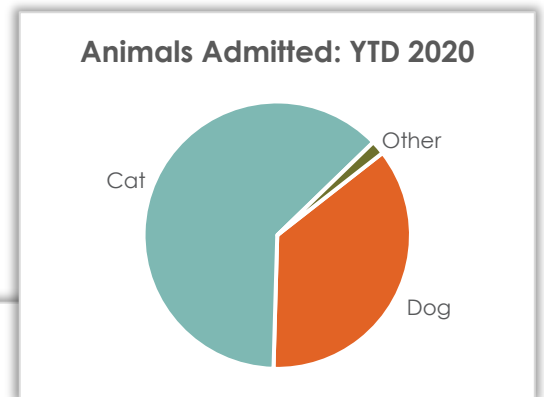
*Above data excludes Clinic and Service Intake data*



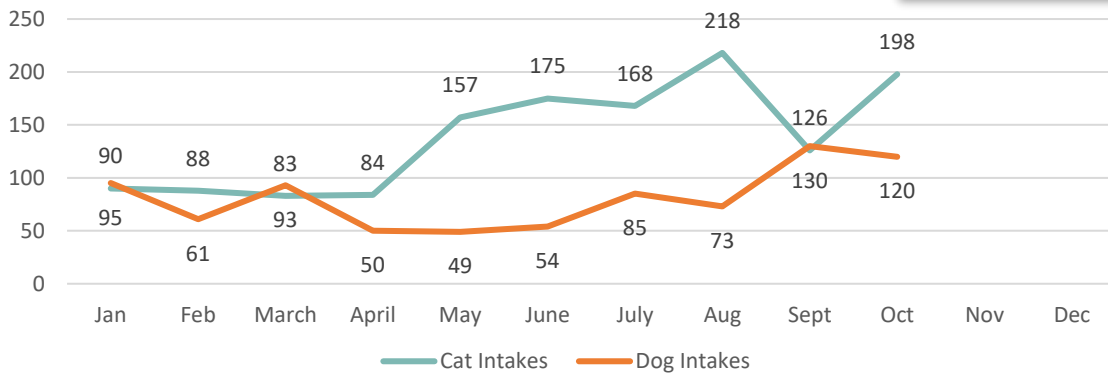
## Total Live Animal Admission – Year-to-Date 2020

### Animals Admitted

So far in 2020, 2,433 animals have been admitted. Of the 2,433 animals taken in, 36.0% were dogs and 62.3% were cats. Other intakes (1.7%) were other pets – primarily guinea pigs and rabbits.



Animals Admitted: 2020 Monthly Intake



Animal	YTD 2020		YTD 2019		YTD 2018	
Dog	876	36.0%	1,100	38.9%	1,056	38.5%
Cat	1,516	62.3%	1,707	60.4%	1,672	60.9%
Other	41	1.7%	20	.71%	17	.62%
<b>Total</b>	<b>2,433</b>		<b>2,827</b>		<b>2,745</b>	

*Above data excludes Clinic and Service Intake data*



## Sheltered Dog Intake – November 2020

### Sheltered Dog Intakes

There were 66 live dogs admitted to the shelter in November: 39.4% were strays, 9.1% were owner surrenders, and 33.3% were transferred in from other shelters and/or rescues.



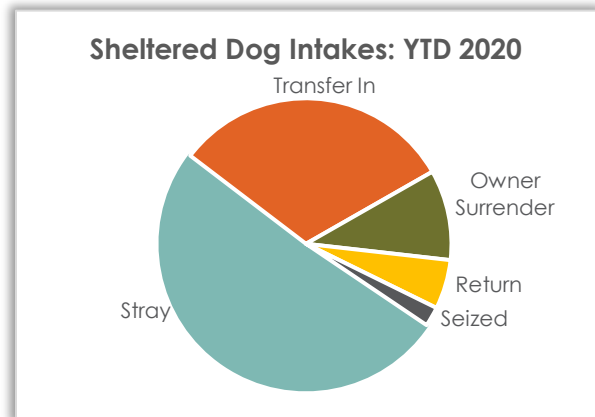
Dog Intake Reason	November 2020		November 2019		November 2018	
Stray	26	39.4%	55	67.9%	50	63.3%
Transfer In	22	33.3%	17	21.0%	12	15.2%
Owner Surrender	6	9.1%	3	3.7%	7	8.9%
Return	9	13.6%	6	7.4%	7	8.9%
Seized/Custody	3	4.5%	0	0%	3	3.8%
<b>Total</b>	<b>66</b>		<b>81</b>		<b>79</b>	

*Above data excludes Clinic and Service Intake data*

## Sheltered Dog Intake – Year-to-Date 2020

### Sheltered Dog Intakes

So far in 2020, there have been 876 live dogs admitted to the shelter: 50.9% were strays, 10.0% were owner surrenders, and 31.4% were transferred in from other shelters and/or rescues.



Dog Intake Reason	YTD 2020		YTD 2019		YTD 2018	
Stray	446	50.9%	596	54.2%	576	54.5%
Transfer In	275	31.4%	313	28.5%	317	30.0%
Owner Surrender	88	10.0%	115	10.5%	88	8.3%
Return	48	4.5%	52	4.7%	59	5.6%
Seized/Custody	19	2.2%	24	2.2%	16	1.5%
<b>Total</b>	<b>876</b>		<b>1,100</b>		<b>1,056</b>	

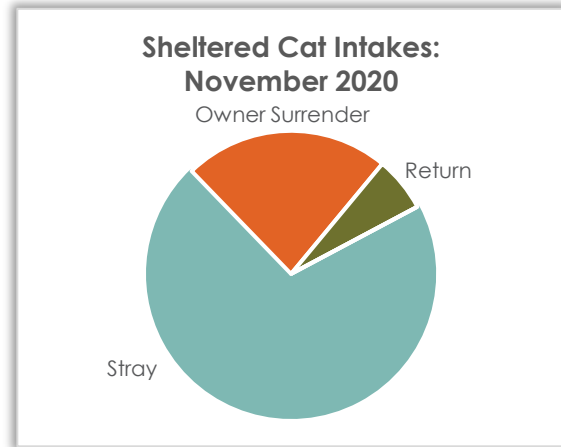
*Above data excludes Clinic and Service Intake data*



## Sheltered Cat Intake – November 2020

### Sheltered Cat Intakes

There were 129 live cats admitted to the shelter in November: 70.5% were strays and 23.3% were owner surrendered.



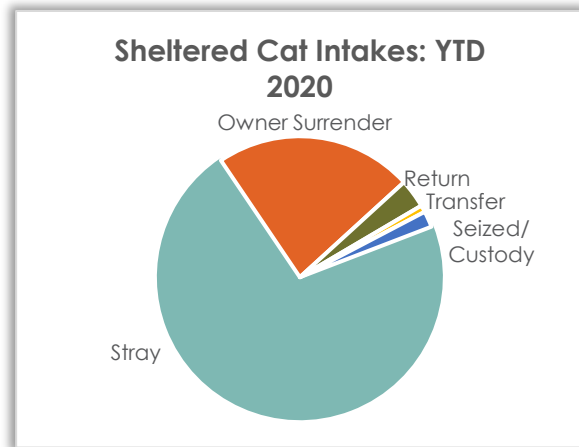
Cat Intake Reasons	November 2020		November 2019		November 2018	
Stray	91	70.5%	124	86.1%	124	88.6%
Owner Surrender	30	23.3%	14	9.7%	12	8.6%
Return	8	6.2%	4	2.8%	3	2.1%
Transfer	0	0%	2	1.4%	0	0%
Seized/Custody	0	0%	0	0%	1	.71%
<b>Total</b>	<b>129</b>		<b>144</b>		<b>140</b>	

*Above data excludes Clinic and Service Intake data*

## Sheltered Cat Intake – Year-to-Date 2020

### Sheltered Cat Intakes

There were 1,516 live cats admitted to the shelter so far this year – 71.4% were strays and 22.7% were owner surrendered.



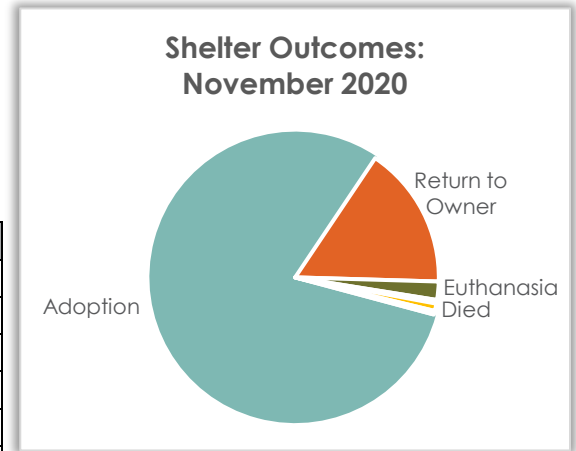
Cat Intake Reasons	YTD 2020		YTD 2019		YTD 2018	
Stray	1,082	71.4%	1,288	75.5%	1,371	82.0%
Owner Surrender	344	22.7%	293	17.2%	164	9.8%
Return	50	3.3%	41	2.4%	39	2.3%
Transfer	12	.79%	82	4.8%	96	5.7%
Seized/Custody	28	1.8%	3	.18%	2	.12%
<b>Total</b>	<b>1,516</b>		<b>1,707</b>		<b>1,672</b>	

*Above data excludes Clinic and Service Intake data*



## Shelter Animal Outcome – November 2020

During November a total of 243 pets went home again; 195 pets were adopted, and 39 were returned to their owner.

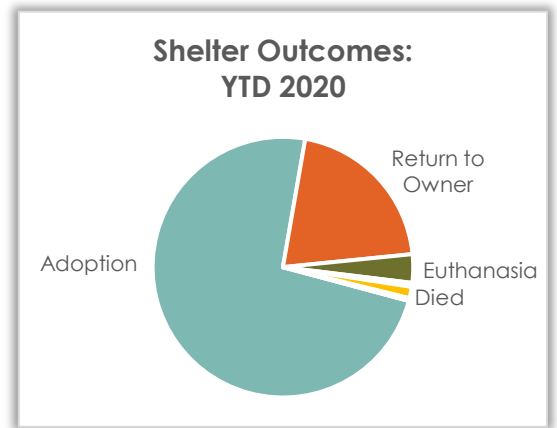


Outcome Breakdown	Nov 2020		Nov 2019		Nov 2018	
Adoption	195	80.2%	260	80.0%	173	71.2%
Return to Owner	39	16.0%	51	15.7%	48	19.8%
Euthanasia	5	2.1%	12	3.7%	15	6.2%
Transfer Out	1	.41%	0	0%	1	.41%
Died	2	.82%	2	.62%	5	2.1%
DOA	1	.41%	0	0%	1	.41%
Admin Missing	0	0%	0	0%	0	0%
<b>Total</b>	<b>243</b>		<b>325</b>		<b>243</b>	

*Above data excludes Clinic and Service Outcome data*

## Shelter Animal Outcome – YTD 2020

So far this year a total of 2,411 pets went home again! 1,774 pets were adopted, and 498 were returned to their owner.



Outcome Breakdown	YTD 2020		YTD 2019		YTD 2018	
Adoption	1,774	72.8%	2,065	73.2%	1,932	72.0%
Return to Owner	498	21.2%	551	20.3%	480	17.7%
Euthanasia	85	3.7%	114	4.1%	212	8.1%
Transfer Out	12	.51%	19	.77%	17	.65%
Died	34	1.5%	28	1.1%	39	1.4%
DOA	8	.32%	11	.45%	6	.20%
Admin Missing	0	0%	2	.08%	0	0%
<b>Total</b>	<b>2,411</b>		<b>2,790</b>		<b>2,686</b>	

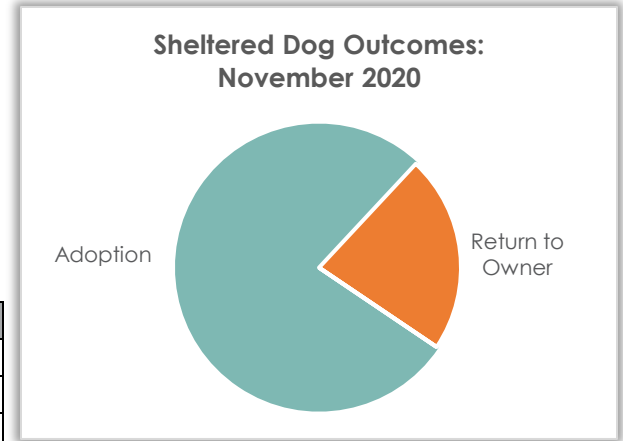
*Above data excludes Clinic and Service Outcome data*



## Sheltered Dog Outcome – November 2020

### Sheltered Dog Outcomes

Outcomes in November for dogs admitted to the shelter were primarily adoption (77.5%) and return to owner (22.5%).



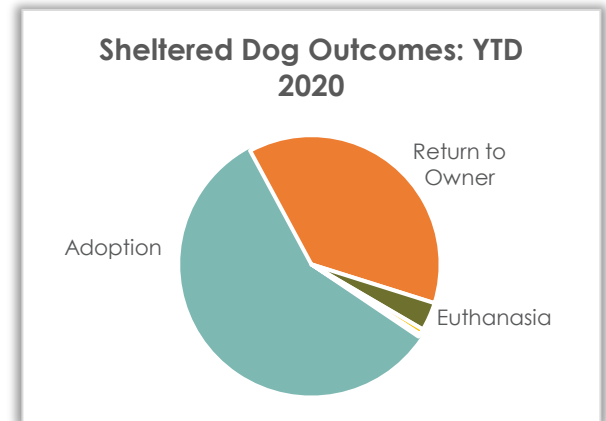
Dog Outcome	Nov 2020		Nov 2019		Nov 2018	
Adoption	62	77.5%	64	62.1%	44	52.4%
Return to Owner	18	22.5%	34	33.0%	34	40.5%
Euthanasia	0	0%	5	4.9%	5	6.0%
Transfer Out	0	0%	0	0%	0	0%
Died	0	0%	0	0%	1	1.2%
DOA	0	0%	0	0%	0	0%
Admin Missing	0	0%	0	0%	0	0%
<b>Total</b>	<b>80</b>		<b>103</b>		<b>84</b>	

*Above data excludes Clinic and Service Outcome data*

## Sheltered Dog Outcome – Year-to-Date 2020

### Sheltered Dog Outcomes

Outcomes so far this year for sheltered dogs were primarily adoption (57.6%) and return to owner (37.7%).



Dog Outcome	YTD 2020		YTD 2019		YTD 2018	
Adoption	503	57.6%	643	58.6%	639	59.7%
Return to Owner	329	37.7%	406	37.0%	356	33.2%
Euthanasia	31	3.6%	44	4.0%	64	6.0%
Transfer Out	6	.69%	2	.18%	7	.65%
Died	3	.34%	2	.18%	4	.37%
DOA	1	.11%	1	.09%	1	.09%
Admin Missing	0	0%	0	0%	0	0%
<b>Total</b>	<b>873</b>		<b>1,098</b>		<b>1,071</b>	

*Above data excludes Clinic and Service Outcome data*



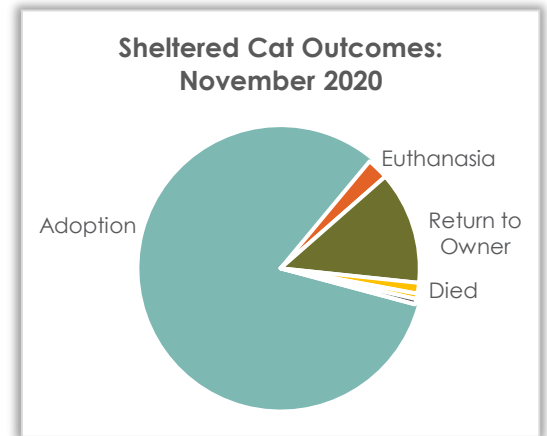
## Sheltered Cat Outcome – November 2020

### Sheltered Cat Outcomes

Outcomes in November for cats admitted at the shelter were primarily adoption (81.9%). 13.1% of the admitted cats were reclaimed by or returned to an owner.

Cat Outcome	Nov 2020		Nov 2019		Nov 2018	
Adoption	131	81.9%	195	88.2%	128	81.0%
Euthanasia	4	2.5%	7	3.2%	10	6.3%
Return to Owner	21	13.1%	17	7.7%	14	8.9%
Died	2	1.3%	2	.90%	4	2.5%
Transfer Out	1	.63%	0	0%	1	.63%
DOA	1	.63%	0	0%	1	.63%
Admin Missing	0	0%	0	0%	0	0%
<b>Total</b>	<b>160</b>		<b>221</b>		<b>158</b>	

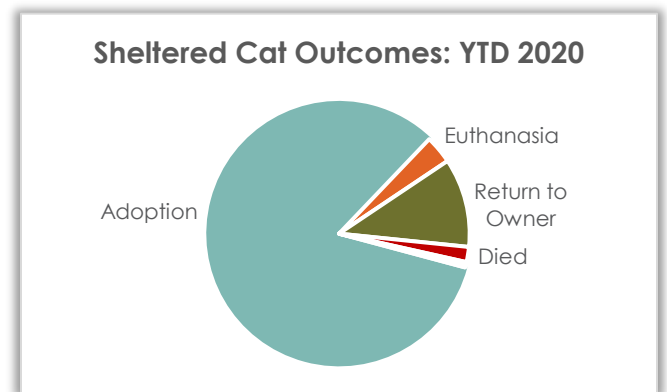
*Above data excludes Clinic and Service Outcome data*



## Sheltered Cat Outcome – Year-to-Date 2020

### Sheltered Cat Outcomes

Outcomes so far this year for sheltered cats were primarily adoption (83.0%). 3.5% of the admitted cats were reclaimed by or returned to an owner.



Cat Outcome	YTD 2020		YTD 2019		YTD 2018	
Adoption	1,242	83.0%	1,411	84.4%	1,280	80.1%
Euthanasia	52	3.5%	70	4.2%	145	9.1%
Return to Owner	165	11.0%	144	8.6%	124	7.8%
Died	28	1.9%	25	1.5%	35	2.2%
Transfer Out	3	.20%	10	.60%	9	.56%
DOA	7	.47%	10	.60%	5	.31%
Admin Missing	0	0%	2	.12%	0	0%
<b>Total</b>	<b>1,497</b>		<b>1,672</b>		<b>1,598</b>	

*Above data excludes Clinic and Service Outcome data*



## Clinic Operations – November 2020

### Successful Surgeries by Client

Clinic Clients	Nov 2020	Nov 2019	Nov 2018
Public Clients	50	65	113
A Little R & R Animal Sanctuary	5	0	0
Care for Pets	0	20	19
Catatarium	0	1	0
Community Cat	12	0	10
Diamond Dogs Rescue	0	1	0
Fetch WI Rescue	1	0	0
HSSW	106	190	125
Kadlec Ranch Rescue	0	0	54
PAWS Humane Society	0	0	4
The Labrador Connection	1	0	0
Touched by a Paw	11	0	9
<b>Total</b>	<b>186</b>	<b>277</b>	<b>334</b>

### Spay/Neuter Surgeries Totals

#### Nov 2020

	Dog	Cat	Rabbit	
Spay	20	89	0	109
Neuter	15	62	0	77
<b>Total</b>	<b>35</b>	<b>151</b>	<b>0</b>	<b>186</b>

#### Nov 2019

	Dog	Cat	Rabbit	
Spay	26	110	0	136
Neuter	24	117	0	141
<b>Total</b>	<b>50</b>	<b>227</b>	<b>0</b>	<b>277</b>

#### Nov 2018

	Dog	Cat	Rabbit	
Spay	12	155	1	168
Neuter	14	152	0	166
<b>Total</b>	<b>26</b>	<b>307</b>	<b>1</b>	<b>334</b>



# November 2020 Shelter Report



## Vaccine Totals

Vaccines	Administered Nov 2020	Administered Nov 2019	Administered Nov 2018
Bordatella – Oral	12	60	3
DA2PP	18	55	1
DA2PP/Lepto	1	28	2
FeLV	0	0	8
FVRCP	55	73	125
Lepto	0	0	0
Rabies (1-year)	82	137	121
Rabies (3-year)	11	44	2
<b>Total</b>	<b>179</b>	<b>397</b>	<b>262</b>





# November 2020 Shelter Report



## Service Totals

Services	Provided Nov 2020	Provided Nov 2019	Provided Nov 2018
CBC/Chemistry – send out	2	0	0
Clip & Clean Wounds	0	1	0
CVI	3	0	0
Cryptorchid Surgery	1	0	0
Dental Prophylaxis	10	1	4
Ear Cleaning	0	0	1
Ear Cleaning (complimentary)	8	4	0
Ear Tip	13	16	61
Exam, Physical	1	8	0
Eye Enucleation	2	0	1
Eye Exam	0	0	1
Eye Stain	0	0	1
Fecal Test	3	0	0
FelV/FIV Test	18	1	27
Heartworm Test	8	42	2
Hernia Repair – Umbilical	2	0	2
Idexx Snap 4Dx Test	1	0	2
Mass Removal – Level 1	0	1	0
Microchip Insertion (client provided chip)	12	12	17
Miscellaneous	3	1	2
Parvovirus Test	0	0	1
Radiograph 2 View	0	0	1
Recheck	0	1	0
Sedation Only	0	0	4
Tooth Extraction – Level 1	0	0	12
Tooth Extraction – Level 2	2	0	4
Tooth Extraction – Level 3	0	0	2
Urinalysis	1	0	0
<b>Total</b>	<b>90</b>	<b>88</b>	<b>145</b>