



October 2019 Shelter Report



Total Live Animal Admission – October 2019

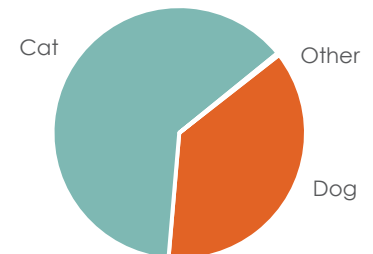
Animals Admitted

During October, 344 animals were admitted. Of the animals taken in, 36.9% were dogs and 62.8% were cats.

Animal	October 2019		October 2018		October 2017	
Dog	127	36.9%	115	36.1%	77	29.3%
Cat	216	62.8%	203	63.6%	181	68.8%
Other	1	.29%	1	.31%	5	1.9%
Total	344		319		263	

Above data excludes Clinic and Service Intake data

Animals Admitted: October 2019

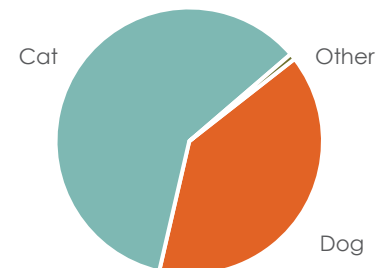


Total Live Animal Admission – Year-to-Date 2019

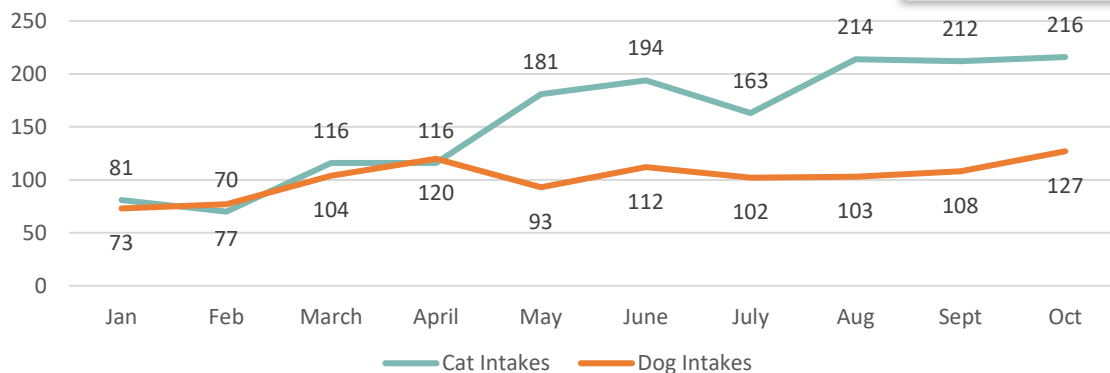
Animals Admitted

So far in 2019, 2,601 animals have been admitted. Of the 2,601 animals taken in, 39.2% were dogs and 60.1% were cats. Other intakes (.73%) were other pets – primarily guinea pigs.

Animals Admitted: YTD 2019




Animals Admitted: 2019 Monthly Intake



Animal	YTD 2019		YTD 2018		YTD 2017	
Dog	1,019	39.2%	977	38.7%	922	37.4%
Cat	1,563	60.1%	1,532	60.7%	1,524	61.8%
Other	19	.73%	15	.59%	21	.85%
Total	2,601		2,524		2,467	

Above data excludes Clinic and Service Intake data

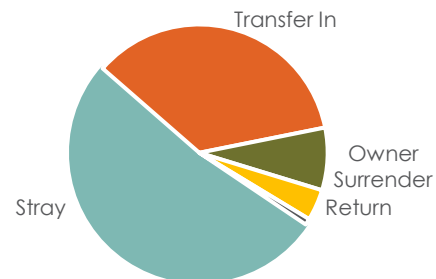


Sheltered Dog Intake – October 2019

Sheltered Dog Intakes

There were 127 live dogs admitted to the shelter in October: 52.0% were strays, 7.9% were owner surrenders, and 35.4% were transferred in from other shelters and/or rescues.

Sheltered Dog Intakes: October 2019



Dog Intake Reason	October 2019		October 2018		October 2017	
Stray	66	52.0%	73	63.5%	55	71.4%
Transfer In	45	35.4%	29	25.2%	7	9.1%
Owner Surrender	10	7.9%	5	4.3%	12	15.6%
Return	5	3.9%	7	6.1%	3	3.9%
Seized/Custody	1	.79%	1	.87%	0	0%
Total	127		115		77	

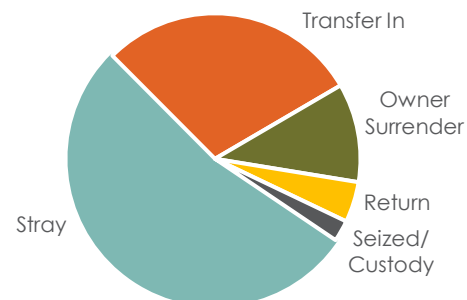
Above data excludes Clinic and Service Intake data

Sheltered Dog Intake – Year-to-Date 2019

Sheltered Dog Intakes


So far in 2019, there have been 1,019 live dogs admitted to the shelter: 53.1% were strays, 11.0% were owner surrenders, and 29.0% were transferred in from other shelters and/or rescues.

Sheltered Dog Intakes: YTD 2019



Dog Intake Reason	YTD 2019		YTD 2018		YTD 2017	
Stray	541	53.1%	526	53.8%	582	68.9%
Transfer In	296	29.0%	305	31.2%	244	28.9%
Owner Surrender	112	11.0%	81	8.3%	50	5.9%
Return	46	4.5%	52	5.3%	37	4.4%
Seized/Custody	24	2.4%	13	1.3%	9	1.1%
Total	1,019		977		922	

Above data excludes Clinic and Service Intake data



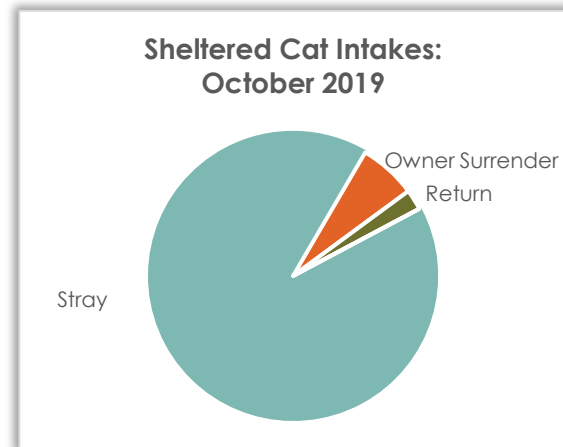
October 2019 Shelter Report



Sheltered Cat Intake – October 2019

Sheltered Cat Intakes

There were 216 live cats admitted to the shelter in October: 91.2% were strays and 6.5% were owner surrendered.



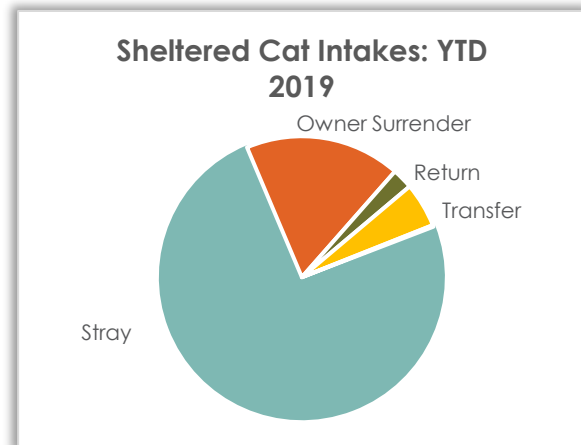
Cat Intake Reasons	October 2019		October 2018		October 2017	
Stray	197	91.2%	163	80.3%	168	92.8%
Owner Surrender	14	6.5%	5	2.5%	10	5.5%
Return	5	2.3%	4	2.0%	3	1.7%
Transfer	0	0%	31	15.3%	0	0%
Seized/Custody	0	0%	0	0%	0	0%
Total	216		203		181	

Above data excludes Clinic and Service Intake data

Sheltered Cat Intake – Year-to-Date 2019


Sheltered Cat Intakes

There were 1,347 live cats admitted to the shelter so far this year 74.5% were strays and 17.9% were owner surrendered.



Cat Intake Reasons	YTD 2019		YTD 2018		YTD 2017	
Stray	1,164	74.5%	1,247	81.4%	1,308	85.8%
Owner Surrender	279	17.9%	152	9.9%	177	11.6%
Return	37	2.4%	36	2.3%	34	2.2%
Transfer	80	5.1%	96	6.3%	3	.20%
Seized/Custody	3	.19%	1	.07%	2	.13%
Total	1,563		1,532		1,524	

Above data excludes Clinic and Service Intake data



October 2019 Shelter Report

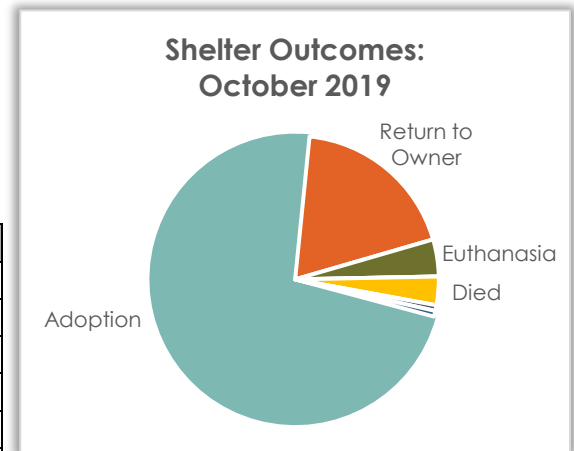


Shelter Animal Outcome – October 2019

During October a total of 312 pets went home again; 226 pets were adopted, and 59 were returned to their owner.

Outcome Breakdown	Oct 2019		Oct 2018		Oct 2017	
Adoption	226	72.4%	239	73.1%	222	71.6%
Return to Owner	59	18.9%	50	15.3%	50	16.1%
Euthanasia	13	4.2%	29	8.9%	26	8.4%
Transfer Out	0	0%	3	.92%	8	2.6%
Died	10	3.2%	5	1.5%	4	1.3%
DOA	2	.64%	1	.31%	0	0%
Admin Missing	2	.64%	0	0%	0	0%
Total	312		327		310	

Above data excludes Clinic and Service Outcome data

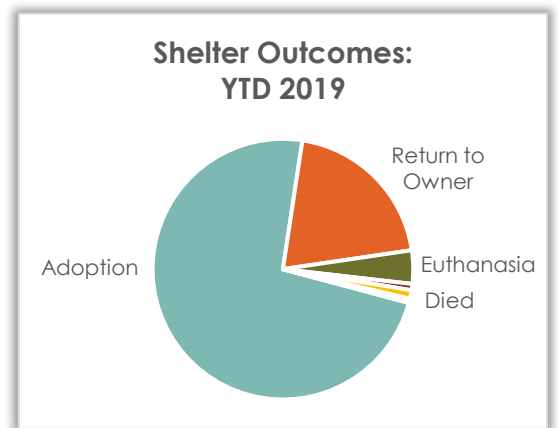



Shelter Animal Outcome – YTD 2019

So far this year a total of 2,153 pets went home again! 1,805 pets were adopted, and 500 were returned to their owner.

Outcome Breakdown	YTD 2019		YTD 2018		YTD 2017	
Adoption	1,805	73.2%	1,759	72.0%	1,686	68.4%
Return to Owner	500	20.3%	432	17.7%	477	19.4%
Euthanasia	102	4.1%	197	8.1%	212	8.6%
Transfer Out	19	.77%	16	.65%	48	1.9%
Died	26	1.1%	34	1.4%	31	1.3%
DOA	11	.45%	5	.20%	8	.32%
Admin Missing	2	.08%	0	0%	2	.08%
Total	2,465		2,443		2,464	

Above data excludes Clinic and Service Outcome data





Sheltered Dog Outcome – October 2019

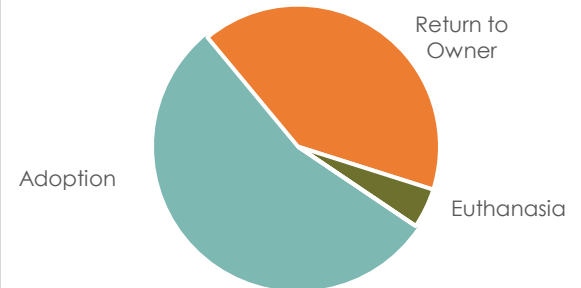
Sheltered Dog Outcomes

Outcomes in October for dogs admitted to the shelter were primarily adoption (54.5%) and return to owner (40.9%).

Dog Outcome	Oct 2019		Oct 2018		Oct 2017	
Adoption	60	54.5%	72	61.0%	48	48.0%
Return to Owner	45	40.9%	40	33.9%	40	40.0%
Euthanasia	5	4.5%	3	2.5%	10	10.0%
Transfer Out	0	0%	3	2.5%	2	2.0%
Died	0	0%	0	0%	0	0%
DOA	0	0%	0	0%	0	0%
Admin Missing	0	0%	0	0%	0	0%
Total	110		118		100	

Above data excludes Clinic and Service Outcome data

Sheltered Dog Outcomes:
October 2019



Sheltered Dog Outcome – Year-to-Date 2019

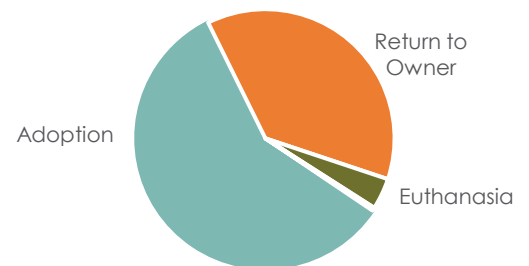
Sheltered Dog Outcomes

Outcomes so far this year for sheltered dogs were primarily adoption (58.2%) and return to owner (37.4%).

Dog Outcome	YTD 2019		YTD 2018		YTD 2017	
Adoption	579	58.2%	595	60.3%	495	53.3%
Return to Owner	372	37.4%	322	32.6%	370	39.9%
Euthanasia	39	3.9%	59	6.0%	55	5.9%
Transfer Out	2	.20%	7	.71%	8	.86%
Died	2	.20%	3	.30%	0	0%
DOA	1	.10%	1	.10%	0	0%
Admin Missing	0	0%	0	0%	0	0%
Total	995		987		928	

Above data excludes Clinic and Service Outcome data

Sheltered Dog Outcomes: YTD
2019





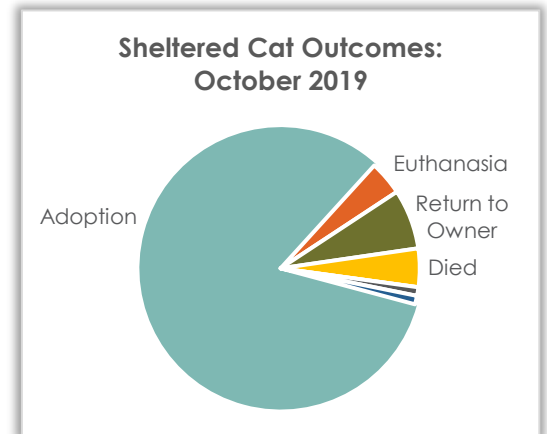
Sheltered Cat Outcome – October 2019

Sheltered Cat Outcomes

Outcomes in October for cats admitted at the shelter were primarily adoption (82.6%). 7.0% of the admitted cats were reclaimed by or returned to an owner.

Cat Outcome	Oct 2019		Oct 2018		Oct 2017	
Adoption	166	82.6%	164	79.6%	173	83.2%
Euthanasia	8	4.0%	26	12.6%	16	7.7%
Return to Owner	14	7.0%	10	4.9%	10	4.8%
Died	9	4.5%	5	2.4%	3	1.4%
Transfer Out	0	0%	0	0%	6	2.9%
DOA	2	1.0%	1	.49%	0	0%
Admin Missing	2	1.0%	0	0%	0	0%
Total	201		206		208	

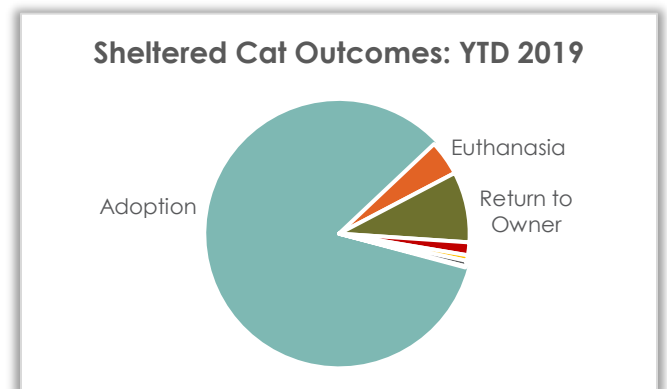
Above data excludes Clinic and Service Outcome data



Sheltered Cat Outcome – Year-to-Date 2019

Sheltered Cat Outcomes

Outcomes so far this year for sheltered cats were primarily adoption (83.8%). 8.8% of the admitted cats were reclaimed by or returned to an owner.



Cat Outcome	YTD 2019		YTD 2018		YTD 2017	
Adoption	1,216	83.8%	1,152	80.0%	1,183	77.8%
Euthanasia	63	4.3%	135	9.4%	155	10.2%
Return to Owner	127	8.8%	110	7.6%	105	6.9%
Died	23	1.6%	31	2.2%	30	2.0%
Transfer Out	10	.69%	8	.55%	37	2.4%
DOA	10	.69%	4	.28%	8	.53%
Admin Missing	2	.14%	0	0%	2	.13%
Total	1,451		1,440		1,520	

Above data excludes Clinic and Service Outcome data



October 2019 Shelter Report



Clinic Operations – October 2019

Clinic – Client Metrics

Clinic Clients	Successful Surgeries
Public Clients	75
Care for Pets	22
Community Cat	12
HSSW	179
PAWS Humane Society	3
Touched by a Paw	5
Total	296

Clinic - Spay/Neuter Surgeries Totals

	Dog	Cat	Rabbit	
Spay	15	138	0	153
Neuter	13	130	0	143
Total	28	268	0	296

Clinic – Vaccine Totals

Vaccines	Number Administered
Bordetella - Oral	1
DA2PP	3
DA2PP/Lepto	2
FVRCP	60
Rabies (1-year)	90
Total	156

Clinic – Service Totals

Services	Number Provided
Dental Prophylaxis	1
Ear Cleaning	1
Ear Cleaning (Complimentary)	2
Ear Tip	24
Exploratory Surgery	1
FelV/FIV Test	8
Idexx Snap 4Dx Test	2
Microchip Insertion	13
Nail Trim (complimentary)	5
Total	57