



October 2020 Shelter Report



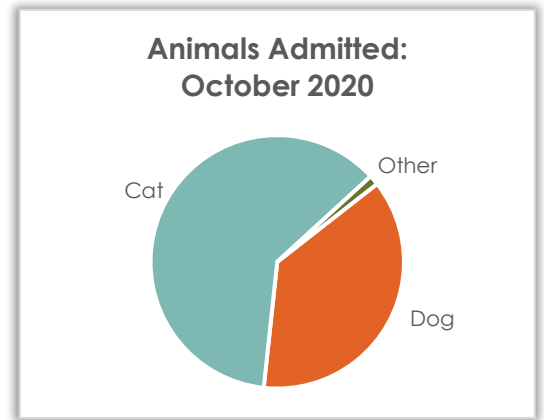
Total Live Animal Admission – October 2020

Animals Admitted

During October, 322 animals were admitted. Of the animals taken in, 37.3% were dogs and 61.5% were cats.

Animal	October 2020		October 2019		October 2018	
Dog	120	37.3%	127	36.9%	115	36.1%
Cat	198	61.5%	216	62.8%	203	63.6%
Other	4	1.2%	1	.29%	1	.31%
Total	322		344		319	

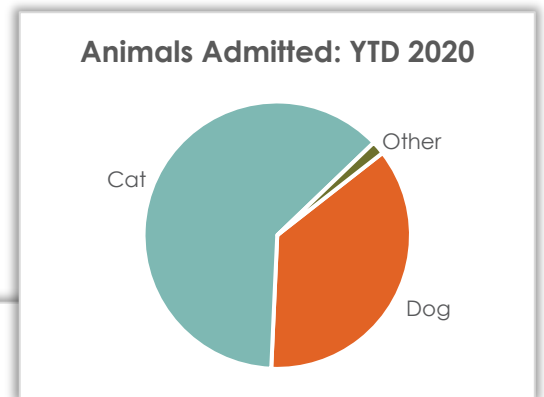
Above data excludes Clinic and Service Intake data



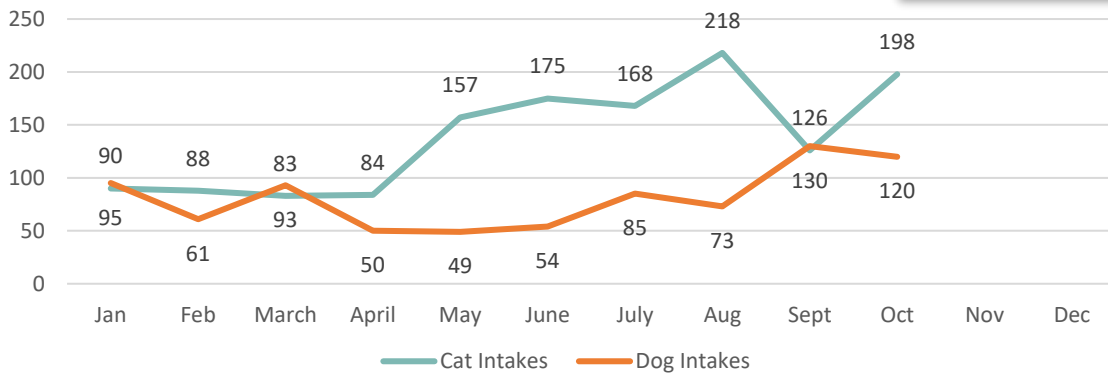
Total Live Animal Admission – Year-to-Date 2020

Animals Admitted

So far in 2020, 2,233 animals have been admitted. Of the 2,233 animals taken in, 36.3% were dogs and 62.1% were cats. Other intakes (1.6%) were other pets – primarily guinea pigs and rabbits.



Animals Admitted: 2020 Monthly Intake



Animal	YTD 2020		YTD 2019		YTD 2018	
Dog	810	36.3%	1,019	39.2%	977	38.7%
Cat	1,387	62.1%	1,563	60.1%	1,532	60.7%
Other	36	1.6%	19	.73%	15	.59%
Total	2,233		2,601		2,524	

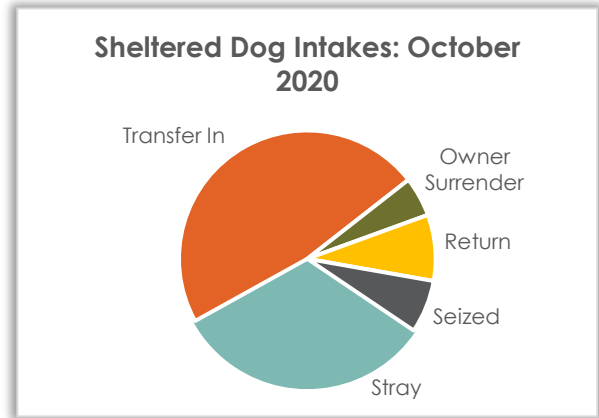
Above data excludes Clinic and Service Intake data



Sheltered Dog Intake – October 2020

Sheltered Dog Intakes

There were 120 live dogs admitted to the shelter in October: 32.5% were strays, 5.0% were owner surrenders, and 47.5% were transferred in from other shelters and/or rescues.



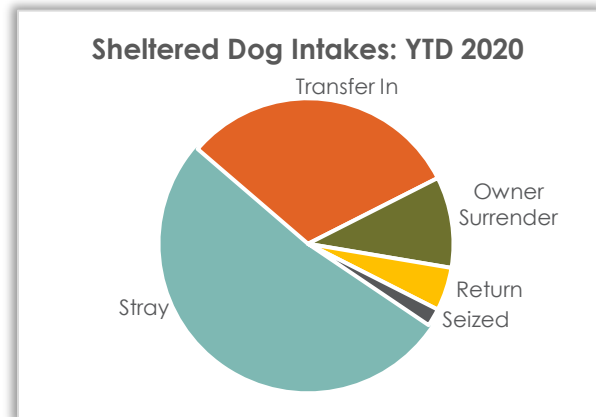
Dog Intake Reason	October 2020		October 2019		October 2018	
Stray	39	32.5%	66	52.0%	73	63.5%
Transfer In	57	47.5%	45	35.4%	29	25.2%
Owner Surrender	6	5.0%	10	7.9%	5	4.3%
Return	10	8.3%	5	3.9%	7	6.1%
Seized/Custody	8	6.7%	1	.79%	1	.87%
Total	120		127		115	

Above data excludes Clinic and Service Intake data

Sheltered Dog Intake – Year-to-Date 2020

Sheltered Dog Intakes

So far in 2020, there have been 810 live dogs admitted to the shelter: 51.9% were strays, 10.1% were owner surrenders, and 31.2% were transferred in from other shelters and/or rescues.



Dog Intake Reason	YTD 2020		YTD 2019		YTD 2018	
Stray	420	51.9%	541	53.1%	526	53.8%
Transfer In	253	31.2%	296	29.0%	305	31.2%
Owner Surrender	82	10.1%	112	11.0%	81	8.3%
Return	39	4.8%	46	4.5%	52	5.3%
Seized/Custody	16	2.0%	24	2.4%	13	1.3%
Total	810		1,019		977	

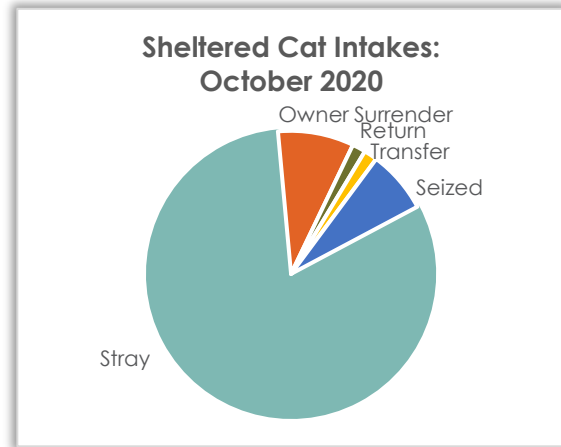
Above data excludes Clinic and Service Intake data



Sheltered Cat Intake – October 2020

Sheltered Cat Intakes

There were 198 live cats admitted to the shelter in October: 81.3% were strays and 8.6% were owner surrendered.



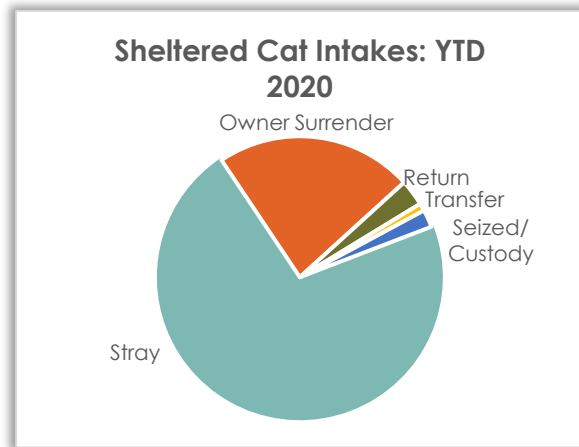
Cat Intake Reasons	October 2020		October 2019		October 2018	
Stray	161	81.3%	197	91.2%	163	80.3%
Owner Surrender	17	8.6%	14	6.5%	5	2.5%
Return	3	1.5%	5	2.3%	4	2.0%
Transfer	3	1.5%	0	0%	31	15.3%
Seized/Custody	14	7.1%	0	0%	0	0%
Total	198		216		203	

Above data excludes Clinic and Service Intake data

Sheltered Cat Intake – Year-to-Date 2020

Sheltered Cat Intakes

There were 1,387 live cats admitted to the shelter so far this year – 71.4% were strays and 22.6% were owner surrendered.



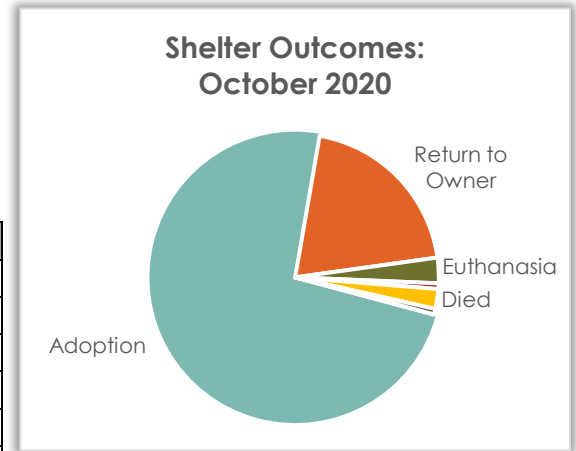
Cat Intake Reasons	YTD 2020		YTD 2019		YTD 2018	
Stray	991	71.4%	1,164	74.5%	1,247	81.4%
Owner Surrender	314	22.6%	279	17.9%	152	9.9%
Return	42	3.0%	37	2.4%	36	2.3%
Transfer	12	.87%	80	5.1%	96	6.3%
Seized/Custody	28	2.0%	3	.19%	1	.07%
Total	1,387		1,563		1,532	

Above data excludes Clinic and Service Intake data



Shelter Animal Outcome – October 2020

During October a total of 314 pets went home again; 231 pets were adopted, and 63 were returned to their owner.

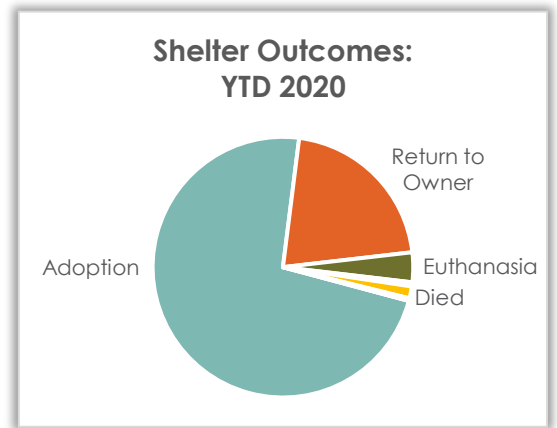


Outcome Breakdown	Oct 2020	Oct 2019	Oct 2018
Adoption	231 73.6%	226 72.4%	239 73.1%
Return to Owner	63 20.1%	59 18.9%	50 15.3%
Euthanasia	9 2.9%	13 4.2%	29 8.9%
Transfer Out	2 .64%	0 0%	3 .92%
Died	7 2.2%	10 3.2%	5 1.5%
DOA	2 .64%	2 .64%	1 .31%
Admin Missing	0 0%	2 .64%	0 0%
Total	314	312	327

Above data excludes Clinic and Service Outcome data

Shelter Animal Outcome – YTD 2020

So far this year a total of 2,168 pets went home again! 1,579 pets were adopted, and 459 were returned to their owner.



Outcome Breakdown	YTD 2020	YTD 2019	YTD 2018
Adoption	1,579 72.8%	1,805 73.2%	1,759 72.0%
Return to Owner	459 21.2%	500 20.3%	432 17.7%
Euthanasia	80 3.7%	102 4.1%	197 8.1%
Transfer Out	11 .51%	19 .77%	16 .65%
Died	32 1.5%	26 1.1%	34 1.4%
DOA	7 .32%	11 .45%	5 .20%
Admin Missing	0 0%	2 .08%	0 0%
Total	2,168	2,465	2,443

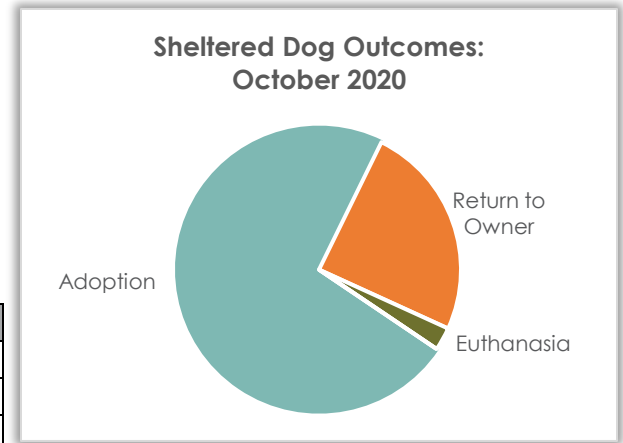
Above data excludes Clinic and Service Outcome data



Sheltered Dog Outcome – October 2020

Sheltered Dog Outcomes

Outcomes in October for dogs admitted to the shelter were primarily adoption (72.8%) and return to owner (24.6%).



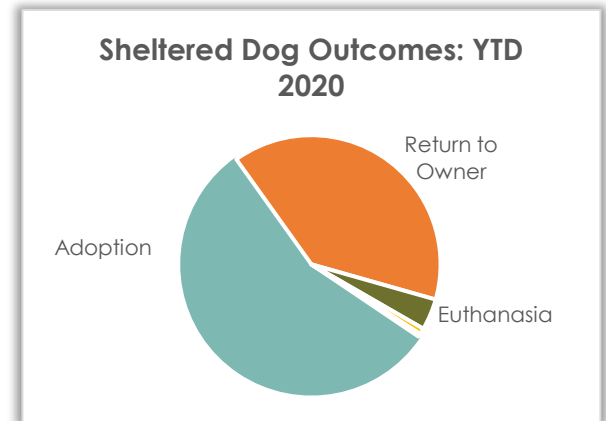
Dog Outcome	Oct 2020		Oct 2019		Oct 2018	
Adoption	83	72.8%	60	54.5%	72	61.0%
Return to Owner	28	24.6%	45	40.9%	40	33.9%
Euthanasia	3	2.6%	5	4.5%	3	2.5%
Transfer Out	0	0%	0	0%	3	2.5%
Died	0	0%	0	0%	0	0%
DOA	0	0%	0	0%	0	0%
Admin Missing	0	0%	0	0%	0	0%
Total	114		110		118	

Above data excludes Clinic and Service Outcome data

Sheltered Dog Outcome – Year-to-Date 2020

Sheltered Dog Outcomes

Outcomes so far this year for sheltered dogs were primarily adoption (55.6%) and return to owner (39.2%).



Dog Outcome	YTD 2020		YTD 2019		YTD 2018	
Adoption	441	55.6%	579	58.2%	595	60.3%
Return to Owner	311	39.2%	372	37.4%	322	32.6%
Euthanasia	31	3.9%	39	3.9%	59	6.0%
Transfer Out	6	.76%	2	.20%	7	.71%
Died	3	.38%	2	.20%	3	.30%
DOA	1	.13%	1	.10%	1	.10%
Admin Missing	0	0%	0	0%	0	0%
Total	793		995		987	

Above data excludes Clinic and Service Outcome data



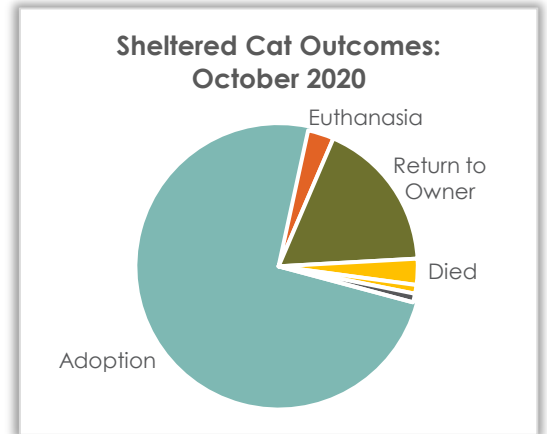
Sheltered Cat Outcome – October 2020

Sheltered Cat Outcomes

Outcomes in October for cats admitted at the shelter were primarily adoption (74.2%). 17.7% of the admitted cats were reclaimed by or returned to an owner.

Cat Outcome	Oct 2020		Oct 2019		Oct 2018	
Adoption	147	74.2%	166	82.6%	164	79.6%
Euthanasia	6	3.0%	8	4.0%	26	12.6%
Return to Owner	35	17.7%	14	7.0%	10	4.9%
Died	6	3.0%	9	4.5%	5	2.4%
Transfer Out	2	1.0%	0	0%	0	0%
DOA	2	1.0%	2	1.0%	1	.49%
Admin Missing	0	0%	2	1.0%	0	0%
Total	198		201		206	

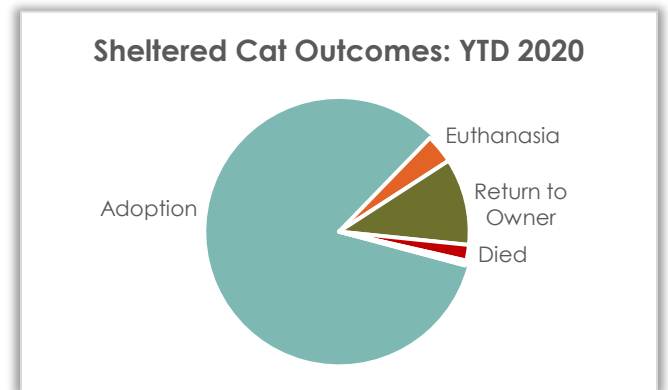
Above data excludes Clinic and Service Outcome data



Sheltered Cat Outcome – Year-to-Date 2020

Sheltered Cat Outcomes

Outcomes so far this year for sheltered cats were primarily adoption (83.1%). 3.6% of the admitted cats were reclaimed by or returned to an owner.



Cat Outcome	YTD 2020		YTD 2019		YTD 2018	
Adoption	1,111	83.1%	1,216	83.8%	1,152	80.0%
Euthanasia	48	3.6%	63	4.3%	135	9.4%
Return to Owner	144	10.8%	127	8.8%	110	7.6%
Died	26	1.9%	23	1.6%	31	2.2%
Transfer Out	2	.15%	10	.69%	8	.56%
DOA	6	.45%	10	.69%	4	.28%
Admin Missing	0	0%	2	.14%	0	0%
Total	1,337		1,451		1,440	

Above data excludes Clinic and Service Outcome data



Clinic Operations – October 2020

Successful Surgeries by Client

Clinic Clients	Oct 2020	Oct 2019	Oct 2018
Public Clients	92	76	5
A Little R & R Animal Sanctuary	0	0	0
Albert's Dog Lounge	0	0	0
Boone County Animal Services	13	0	0
Care for Pets	0	22	18
Catatarium	0	0	68
Community Cat	17	12	6
Fetch WI Rescue	0	0	0
HSSW	198	179	182
Kadlec Ranch Rescue	0	0	44
Mending Hearts Rescue	0	0	9
Paddy's Paws	0	0	0
PAWS Humane Society	18	3	0
The Labrador Connection	0	0	0
Touched by a Paw	5	5	1
Total	343	297	333

Spay/Neuter Surgeries Totals

Oct 2020

	Dog	Cat	Rabbit	
Spay	21	162	1	184
Neuter	20	140	3	163
Total	41	302	4	347

Oct 2019

	Dog	Cat	Rabbit	
Spay	15	138	0	153
Neuter	13	131	0	144
Total	28	269	0	297

Oct 2018

	Dog	Cat	Rabbit	
Spay	18	158	1	177
Neuter	26	131	1	158
Total	44	289	2	335



October 2020 Shelter Report



Vaccine Totals

Vaccines	Administered Oct 2020	Administered Oct 2019	Administered Oct 2018
Bordatella – Oral	20	1	3
DA2PP	27	3	3
DA2PP/Lepto	0	2	3
FeLV	4	0	1
FVRCP	94	61	110
Lepto	0	0	1
Rabies (1-year)	143	91	127
Rabies (3-year)	30	0	5
Total	318	158	253



October 2020 Shelter Report



Service Totals

Services	Provided Oct 2020	Provided Oct 2019	Provided Oct 2018
Anesthesia	0	0	1
CVI	1	0	2
Dental Prophylaxis	5	1	10
Ear Cleaning	0	1	0
Ear Cleaning (complimentary)	36	2	0
Ear Cytology	0	0	1
Ear Tip	12	24	77
Electrolyte Panel	0	0	2
Exam, Physical	1	0	0
Exploratory Surgery	0	1	1
Eye Enucleation	1	0	1
Fecal Test	0	0	4
FelV/FIV Test	30	8	21
Giardia Test	0	0	2
Grooming – Full	0	0	1
Heartworm Test	12	0	2
Hernia Repair – Umbilical	1	0	0
Idexx Snap 4Dx Test	0	2	1
IV Catheter	0	0	1
Mass Removal – Level 2	0	0	1
Microchip Insertion (client provided chip)	20	13	11
Miscellaneous	1	1	4
Nail Trim	0	0	1
Nail Trim (Complimentary)	28	5	0
Packed Cell Volume & Total Solids Test	0	0	1
Parvovirus Test	0	0	1
Radiograph 2 View	0	0	1
Recheck	0	0	2
Sedation Only	0	0	6
Skin Scrape Test	0	0	1
Tooth Extraction – Level 1	1	0	20
Tooth Extraction – Level 2	0	0	6
Tooth Extraction – Level 3	2	0	2
Urinalysis	0	0	4
Total	151	58	188