



September 2019 Shelter Report



Total Live Animal Admission – September 2019

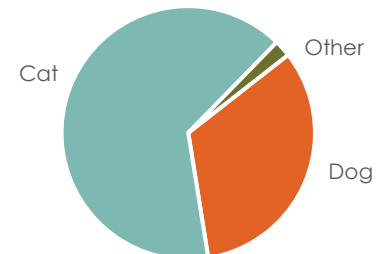
Animals Admitted

During September, 327 animals were admitted. Of the animals taken in, 33.0% were dogs and 64.8% were cats.

Animal	September 2019		September 2018		September 2017	
Dog	108	33.0%	107	39.1%	94	34.2%
Cat	212	64.8%	165	60.2%	180	65.5%
Other	7	2.1%	2	.73%	1	.36%
Total	327		274		275	

Above data excludes Clinic and Service Intake data

Animals Admitted: September 2019

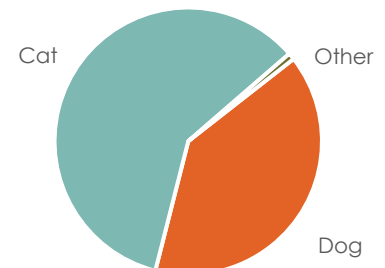


Total Live Animal Admission – Year-to-Date 2019

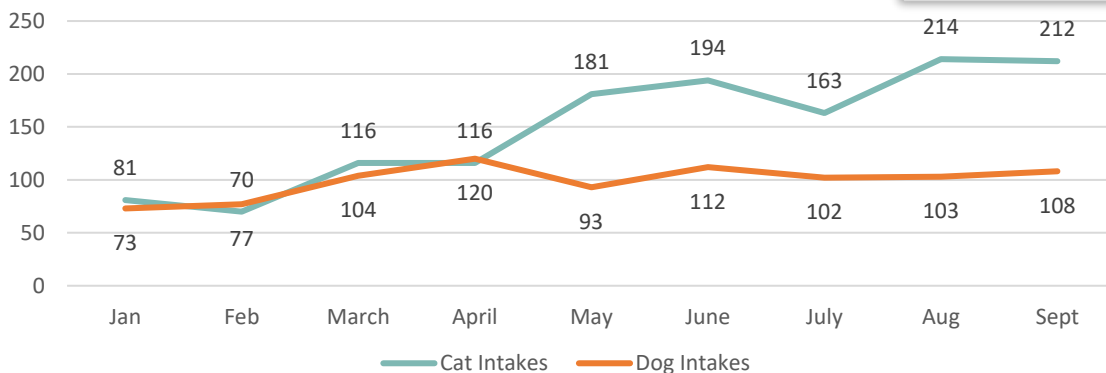
Animals Admitted

So far in 2019, 2,257 animals have been admitted. Of the 2,257 animals taken in, 39.5% were dogs and 59.7% were cats. Other intakes (.80%) were other pets – primarily guinea pigs.

Animals Admitted: YTD 2019



Animals Admitted: 2019 Monthly Intake



Animal	YTD 2019		YTD 2018		YTD 2017	
Dog	892	39.5%	862	39.1%	845	38.3%
Cat	1,347	59.7%	1,329	60.3%	1,343	61.0%
Other	18	.80%	14	.63%	16	.73%
Total	2,257		2,205		2,204	

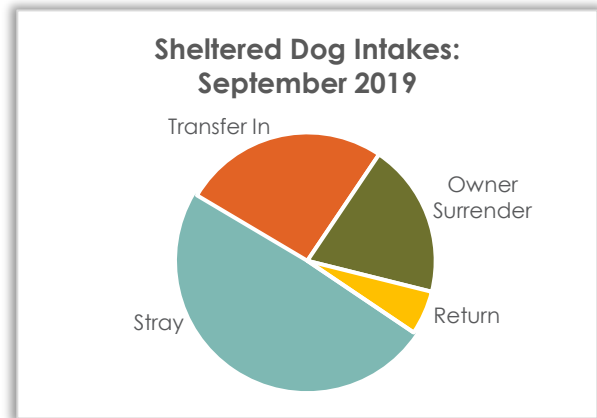
Above data excludes Clinic and Service Intake data



Sheltered Dog Intake – September 2019

Sheltered Dog Intakes

There were 108 live dogs admitted to the shelter in September: 49.1% were strays, 19.4% were owner surrenders, and 25.9% were transferred in from other shelters and/or rescues.



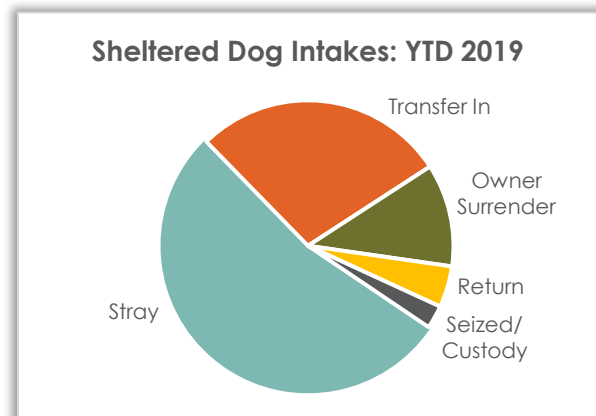
Dog Intake Reason	September 2019		September 2018		September 2017	
Stray	53	49.1%	69	64.5%	68	72.3%
Transfer In	28	25.9%	28	26.2%	17	18.1%
Owner Surrender	21	19.4%	6	5.6%	6	6.4%
Return	6	5.5%	4	3.7%	1	1.1%
Seized/Custody	0	0%	0	0%	2	2.1%
Total	108		107		94	

Above data excludes Clinic and Service Intake data

Sheltered Dog Intake – Year-to-Date 2019

Sheltered Dog Intakes

So far in 2019, there have been 892 live dogs admitted to the shelter: 53.3% were strays, 11.4% were owner surrenders, and 28.1% were transferred in from other shelters and/or rescues.



Dog Intake Reason	YTD 2019		YTD 2018		YTD 2017	
Stray	475	53.3%	453	52.6%	527	62.4%
Transfer In	251	28.1%	276	32.0%	237	28.0%
Owner Surrender	102	11.4%	76	8.8%	38	4.5%
Return	41	4.6%	45	5.2%	34	4.0%
Seized/Custody	23	2.6%	12	1.4%	9	1.1%
Total	892		862		845	

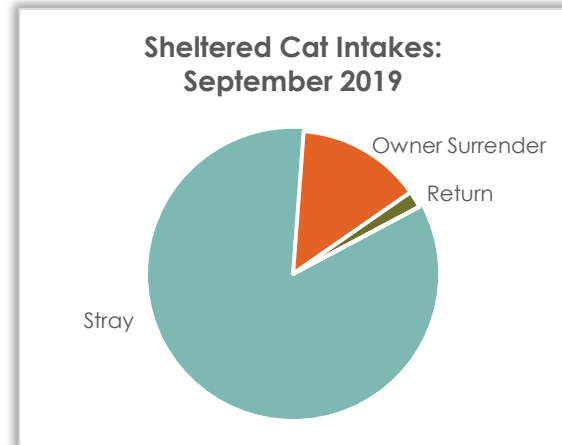
Above data excludes Clinic and Service Intake data



Sheltered Cat Intake – September 2019

Sheltered Cat Intakes

There were 212 live cats admitted to the shelter in September: 84.0% were strays and 14.2% were owner surrendered.



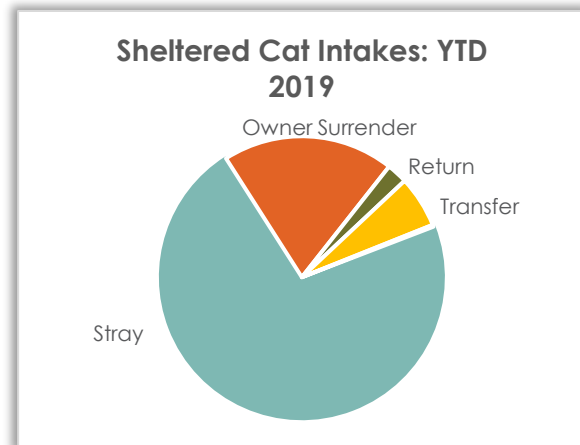
Cat Intake Reasons	September 2019		September 2018		September 2017	
Stray	178	84.0%	158	95.8%	167	92.8%
Owner Surrender	30	14.2%	3	1.8%	7	3.9%
Return	4	1.9%	2	1.2%	6	3.3%
Transfer	0	0%	2	1.2%	0	0%
Seized/Custody	0	0%	0	0%	0	0%
Total	212		165		180	

Above data excludes Clinic and Service Intake data

Sheltered Cat Intake – Year-to-Date 2019

Sheltered Cat Intakes

There were 1,347 live cats admitted to the shelter so far this year 71.8% were strays and 19.7% were owner surrendered.



Cat Intake Reasons	YTD 2019		YTD 2018		YTD 2017	
Stray	967	71.8%	1,084	81.6%	1,140	84.9%
Owner Surrender	265	19.7%	147	11.1%	167	12.4%
Return	32	2.4%	32	2.4%	31	2.3%
Transfer	80	5.9%	65	4.9%	3	.22%
Seized/Custody	3	.22%	1	.08%	2	.15%
Total	1,347		1,329		1,343	

Above data excludes Clinic and Service Intake data



September 2019 Shelter Report

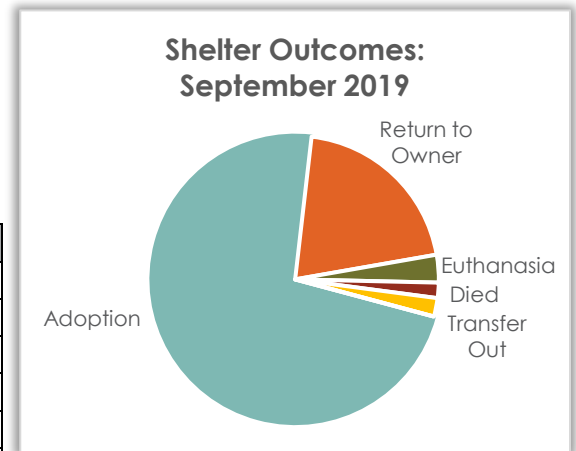


Shelter Animal Outcome – September 2019

During September a total of 289 pets went home again; 210 pets were adopted, and 59 were returned to their owner.

Outcome Breakdown	Sept 2019		Sept 2018		Sept 2017	
Adoption	210	72.7%	183	67.3%	211	73.0%
Return to Owner	59	20.4%	64	23.5%	46	15.9%
Euthanasia	9	3.1%	20	7.4%	29	10.0%
Transfer Out	5	1.7%	1	.37%	1	.35%
Died	6	2.1%	3	1.1%	2	.69%
DOA	0	0%	1	.37%	0	0%
Admin Missing	0	0%	0	0%	0	0%
Total	289		272		289	

Above data excludes Clinic and Service Outcome data

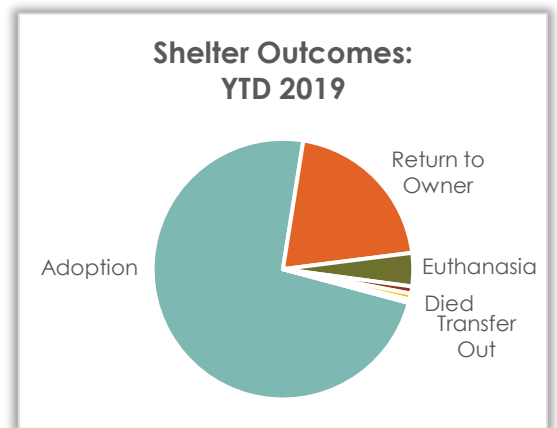



Shelter Animal Outcome – YTD 2019

So far this year a total of 2,153 pets went home again! 1,579 pets were adopted, and 441 were returned to their owner.

Outcome Breakdown	YTD 2019		YTD 2018		YTD 2017	
Adoption	1,579	73.3%	1,447	68.4%	1,409	65.4%
Return to Owner	441	20.5%	382	18.1%	427	19.8%
Euthanasia	89	4.1%	168	7.9%	186	8.6%
Transfer Out	19	.88%	13	.61%	40	1.9%
Died	16	.74%	29	1.4%	27	1.3%
DOA	9	.42%	4	.19%	8	.37%
Admin Missing	0	0%	0	0%	2	.09%
Total	2,153		2,116		2,154	

Above data excludes Clinic and Service Outcome data





Sheltered Dog Outcome – September 2019

Sheltered Dog Outcomes

Outcomes in September for dogs admitted to the shelter were primarily adoption (60.9%) and return to owner (36.4%).

Dog Outcome	Sept 2019		Sept 2018		Sept 2017	
Adoption	67	60.9%	75	59.5%	45	56.3%
Return to Owner	40	36.4%	44	34.9%	30	37.5%
Euthanasia	3	2.7%	5	4.0%	5	6.3%
Transfer Out	0	0%	1	.79%	0	0%
Died	0	0%	1	.79%	0	0%
DOA	0	0%	0	0%	0	0%
Admin Missing	0	0%	0	0%	0	0%
Total	110		126		80	

Above data excludes Clinic and Service Outcome data

Sheltered Dog Outcomes:
September 2019



Sheltered Dog Outcome – Year-to-Date 2019

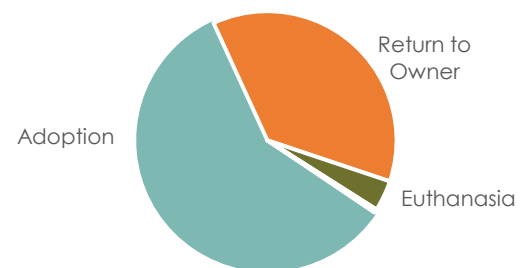
Sheltered Dog Outcomes


Outcomes so far this year for sheltered dogs were primarily adoption (58.6%) and return to owner (36.9%).

Dog Outcome	YTD 2019		YTD 2018		YTD 2017	
Adoption	519	58.6%	523	60.2%	421	50.8%
Return to Owner	327	36.9%	282	32.5%	330	40.0%
Euthanasia	34	3.8%	56	6.4%	45	5.4%
Transfer Out	2	.23%	4	.46%	6	.72%
Died	2	.23%	3	.35%	0	0%
DOA	1	.11%	1	.12%	0	0%
Admin Missing	0	0%	0	0%	0	0%
Total	885		869		828	

Above data excludes Clinic and Service Outcome data

Sheltered Dog Outcomes: YTD
2019





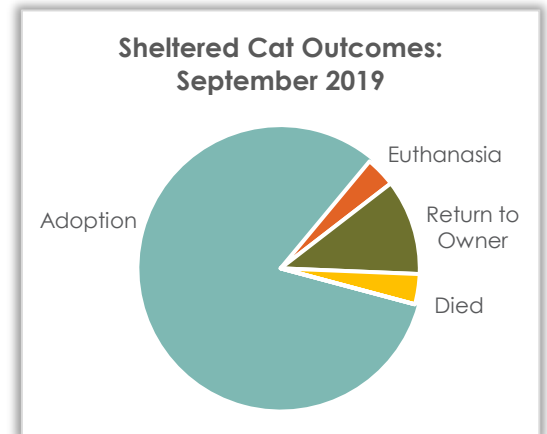
Sheltered Cat Outcome – September 2019

Sheltered Cat Outcomes

Outcomes in September for cats admitted at the shelter were primarily adoption (81.9%). 11.1% of the admitted cats were reclaimed by or returned to an owner.

Cat Outcome	Sept 2019		Sept 2018		Sept 2017	
Adoption	140	81.9%	108	74.0%	165	79.7%
Euthanasia	6	3.5%	15	10.3%	24	11.6%
Return to Owner	19	11.1%	20	13.7%	15	7.2%
Died	6	3.5%	2	1.4%	2	.97%
Transfer Out	0	0%	1	.68%	1	.48%
DOA	0	0%	1	.68%	0	0%
Admin Missing	0	0%	0	0%	0	0%
Total	171		146		207	

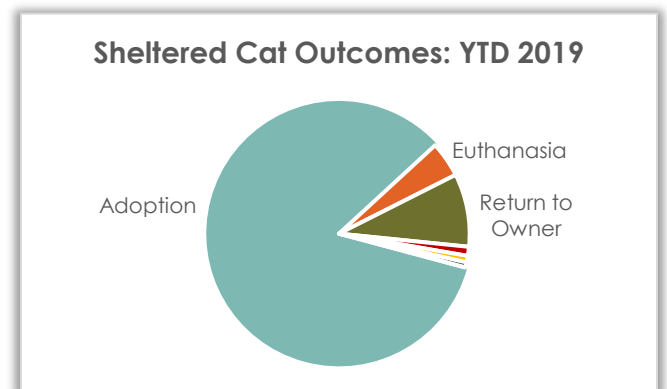
Above data excludes Clinic and Service Outcome data



Sheltered Cat Outcome – Year-to-Date 2019

Sheltered Cat Outcomes

Outcomes so far this year for sheltered cats were primarily adoption (84.0%). 9.0% of the admitted cats were reclaimed by or returned to an owner.



Cat Outcome	YTD 2019		YTD 2018		YTD 2017	
Adoption	1,050	84.0%	988	80.1%	1,010	77.0%
Euthanasia	55	4.4%	109	8.8%	139	10.6%
Return to Owner	113	9.0%	100	8.1%	95	7.2%
Died	14	1.1%	26	2.1%	27	2.1%
Transfer Out	10	.80%	8	.65%	31	2.4%
DOA	8	.64%	3	.24%	8	.61%
Admin Missing	0	0%	0	0%	2	.15%
Total	1,250		1,234		1,312	

Above data excludes Clinic and Service Outcome data



Clinic Operations – September 2019

Clinic – Client Metrics

Clinic Clients	Successful Surgeries
Public Clients	40
Care for Pets	3
Community Cat	4
HSSW	143
Touched by a Paw	5
Total	195

Clinic - Spay/Neuter Surgeries Totals

	Dog	Cat	Rabbit	
Spay	16	71	0	87
Neuter	18	90	0	108
Total	34	161	0	195

Clinic – Vaccine Totals

Vaccines	Number Administered
Bordetella - Oral	1
DA2PP	1
FelV	1
FVRCP	14
Rabies (1-year)	44
Total	61

Clinic – Service Totals

Services	Number Provided
Ear Cleaning (Complimentary)	4
Ear Cytology	1
Ear Tip	1
Eye Enucleation	1
FelV/FIV Test	11
Microchip Insertion	3
Nail Trim	3
Nail Trim (complimentary)	1
Sedation only	1
Urinalysis	1
Total	27