



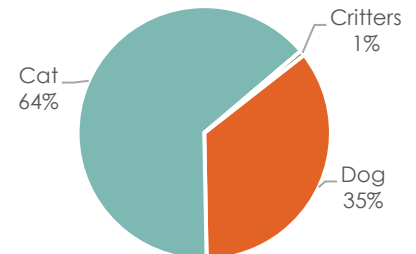
## Total Live Animal Admission – January 2025

### Animals Admitted

During January, 156 animals were admitted. Of the animals taken in, 35.3% were dogs, 64.1% were cats, and 0.6% were critters – primarily rabbits.

Animal	Jan 2025	Jan 2024	Jan 2023
Dog	55	81	76
Cat	100	97	105
Critter	1	7	8
<b>Total</b>	<b>156</b>	<b>185</b>	<b>189</b>

Animals Admitted:  
January 2025

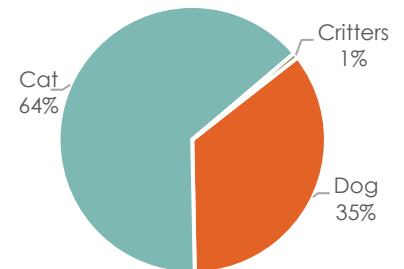


## Total Live Animal Admission – Year-to-Date 2025

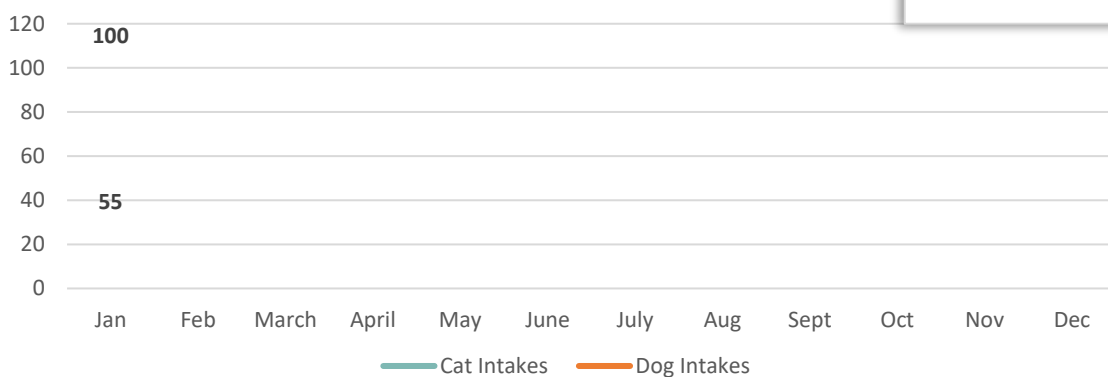
### Animals Admitted

So far in 2025, 156 animals were admitted. Of the animals taken in, 35.3% were dogs, 64.1% were cats, and 0.6% were critters – primarily rabbits.

Animals Admitted: YTD 2025



### Animals Admitted: 2025 Monthly Intake



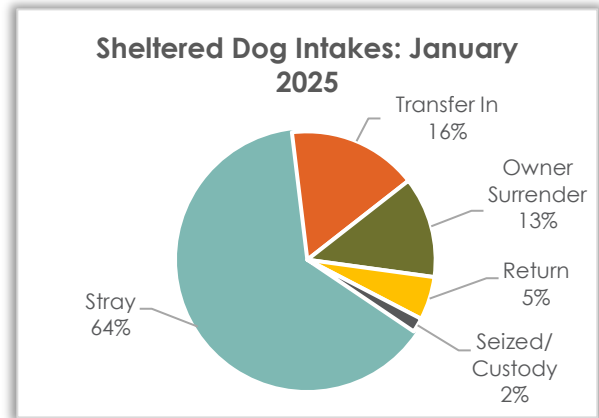
Animal	YTD 2025	YTD 2024	YTD 2023
Dog	55	81	76
Cat	100	97	105
Critter	1	7	8
<b>Total</b>	<b>156</b>	<b>185</b>	<b>189</b>



## Sheltered Dog Intake – January 2025

### Sheltered Dog Intakes

There were 55 live dogs admitted to the shelter in January: 63.6% were strays, 12.7% were owner surrenders, and 16.4% were transferred in from other rescues/shelters.

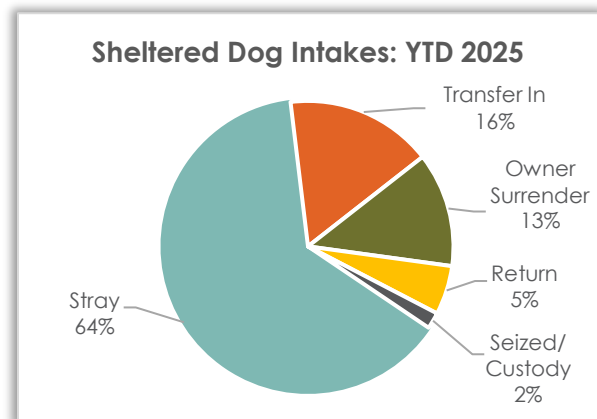


Dog Intake Reason	Jan 2025	Jan 2024	Jan 2023
Stray	35	40	42
Transfer In	9	13	13
Owner Surrender	7	19	13
Return	3	7	6
Seized/Custody	1	2	2
<b>Total</b>	<b>55</b>	<b>81</b>	<b>76</b>

## Sheltered Dog Intake – Year-to-Date 2025

### Sheltered Dog Intakes

So far in 2025, there have been 55 live dogs admitted to the shelter in January: 63.6% were strays, 12.7% were owner surrenders, and 16.4% were transferred in from other rescues/shelters.



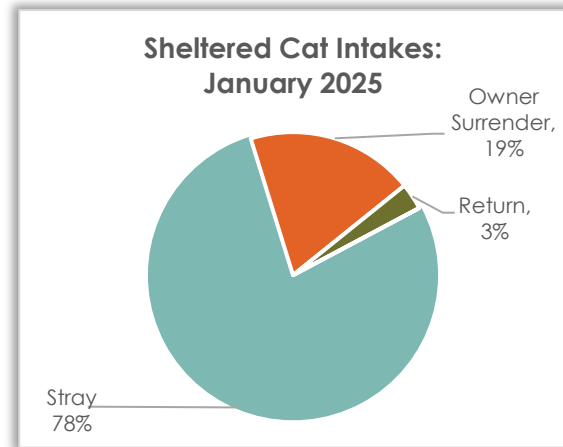
Dog Intake Reason	YTD 2025	YTD 2024	YTD 2023
Stray	35	40	42
Transfer In	9	13	13
Owner Surrender	7	19	13
Return	3	7	6
Seized/Custody	1	2	2
<b>Total</b>	<b>55</b>	<b>81</b>	<b>76</b>



## Sheltered Cat Intake – January 2025

### Sheltered Cat Intakes

There were 100 live cats admitted to the shelter in January: 78.0% were strays and 19.0% were owner surrenders.

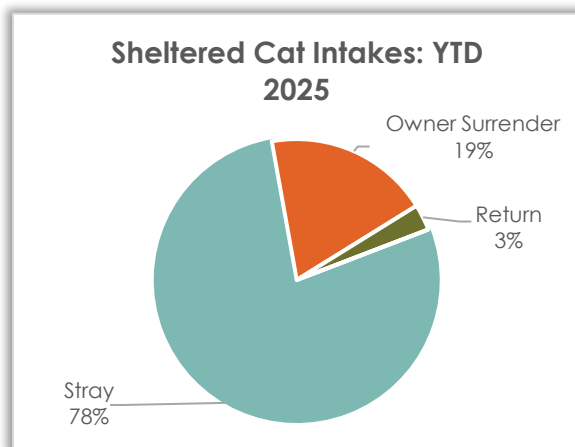


Cat Intake Reasons	Jan 2025	Jan 2024	Jan 2023
Stray	78	71	58
Owner Surrender	19	22	36
Return	3	4	5
Transfer	0	0	6
Seized/Custody	0	0	0
Total	100	97	105

## Sheltered Cat Intake – Year-to-Date 2025

### Sheltered Cat Intakes

There were 100 live cats admitted to the shelter so far this year - 78.0% were strays and 19.0% were owner surrenders.



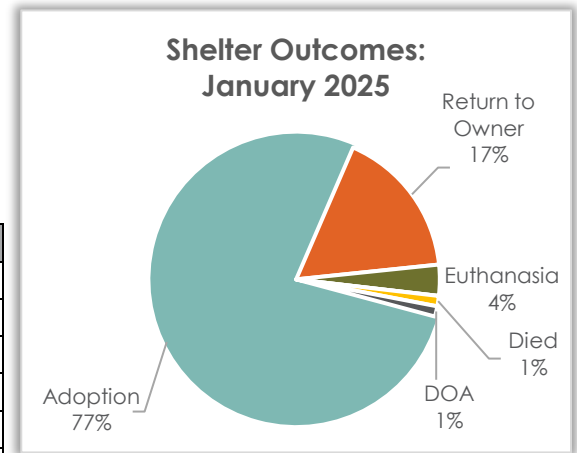
Cat Intake Reasons	YTD 2025	YTD 2024	YTD 2023
Stray	78	71	58
Owner Surrender	19	22	36
Return	3	4	5
Transfer	0	0	6
Seized/Custody	0	0	0
Total	100	97	105



## Shelter Animal Outcome – January 2025

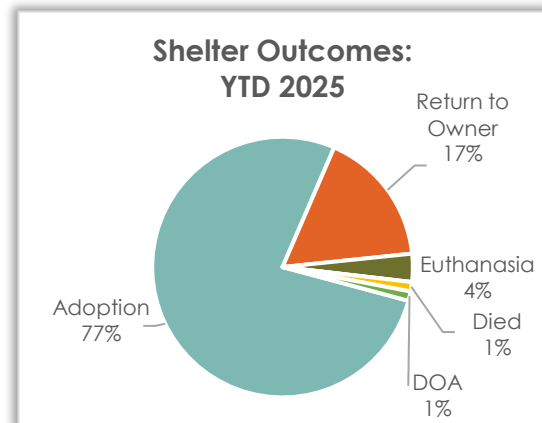
During January, a total of 172 pets went home again; 133 pets were adopted, and 29 were returned to their owner.

Outcome Breakdown	Jan 2025	Jan 2024	Jan 2023
Adoption	133	152	169
Return to Owner	29	27	33
Euthanasia	6	3	3
Transfer Out	0	0	0
Died	2	1	0
DOA	2	0	1
<b>Total</b>	<b>172</b>	<b>183</b>	<b>206</b>



## Shelter Animal Outcome – YTD 2025

So far this year a total of 172 pets went home again; 133 pets were adopted, and 29 were returned to their owner.



Outcome Breakdown	YTD 2025	YTD 2024	YTD 2023
Adoption	133	152	169
Return to Owner	29	27	33
Euthanasia	6	3	3
Transfer Out	0	0	0
Died	2	1	0
DOA	2	0	1
<b>Total</b>	<b>172</b>	<b>183</b>	<b>206</b>



## Sheltered Dog Outcome – January 2025

### Sheltered Dog Outcomes

Outcomes in January for dogs admitted to the shelter were primarily adoption (71.4%) and return to owner (28.6%).

Dog Outcome	Jan 2025	Jan 2024	Jan 2023
Adoption	30	48	52
Return to Owner	12	19	24
Euthanasia	0	1	1
Transfer Out	0	0	0
Died	0	0	0
DOA	0	0	1
<b>Total</b>	<b>42</b>	<b>68</b>	<b>78</b>

Sheltered Dog Outcomes:  
January 2025



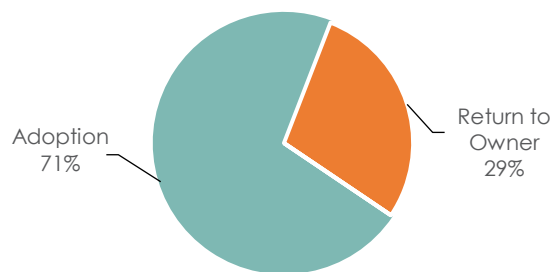
## Sheltered Dog Outcome – Year-to-Date 2025

### Sheltered Dog Outcomes

Outcomes so far this year for sheltered dogs were primarily adoption (71.4%) and return to owner (28.6%).

Dog Outcome	YTD 2025	YTD 2024	YTD 2023
Adoption	30	48	52
Return to Owner	12	19	24
Euthanasia	0	1	1
Transfer Out	0	0	0
Died	0	0	0
DOA	0	0	1
<b>Total</b>	<b>42</b>	<b>68</b>	<b>78</b>

Sheltered Dog Outcomes: YTD  
2025





# January 2025 Shelter Report

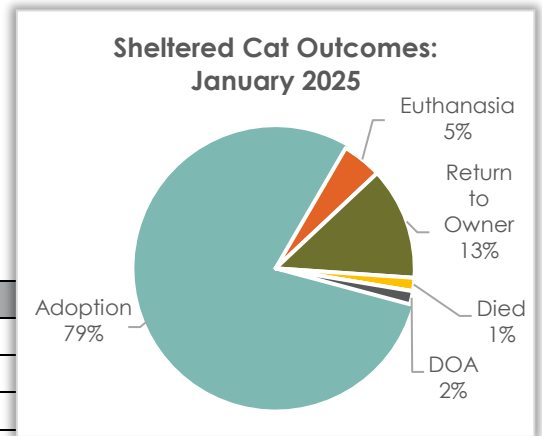


## Sheltered Cat Outcome – January 2025

### Sheltered Cat Outcomes

Outcomes in January for cats admitted at the shelter were primarily adoption (79.2%) and return to owner (13.1%).

Cat Outcome	Jan 2025	Jan 2024	Jan 2023
Adoption	103	100	108
Euthanasia	6	2	2
Return to Owner	17	8	9
Died	2	1	0
Transfer Out	0	0	0
DOA	2	0	0
<b>Total</b>	<b>130</b>	<b>111</b>	<b>119</b>

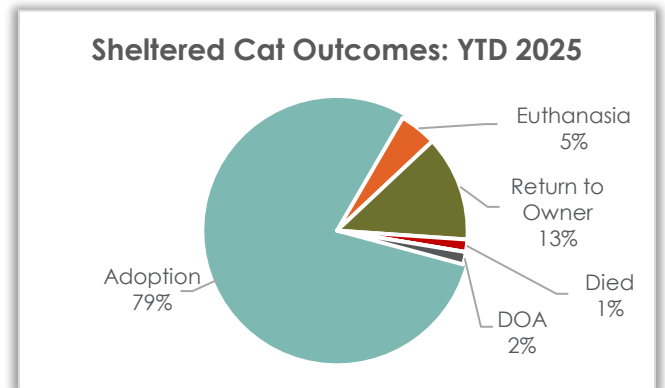


## Sheltered Cat Outcome – Year-to-Date 2025

### Sheltered Cat Outcomes

Outcomes so far this year for sheltered cats were primarily adoption (79.2%) and return to owner (13.1%).

Cat Outcome	YTD 2025	YTD 2024	YTD 2023
Adoption	103	100	108
Euthanasia	6	2	2
Return to Owner	17	8	9
Died	2	1	0
Transfer Out	0	0	0
DOA	2	0	0
<b>Total</b>	<b>130</b>	<b>111</b>	<b>119</b>





## Clinic Operations – January 2025

### Clinic – Client Metrics

Clinic Clients	Jan 2025	Jan 2024	Jan 2023
Public Clients	49	200	28
A Little R&R Animal Sanctuary	0	1	0
Brown Paws Rescue	0	1	0
Care for Pets	5	55	25
Community Cat	0	0	0
Community Pet Rescue	0	2	0
Friends of Noah	0	0	10
Hope's Legacy & Trust	0	2	0
HSSW	105	127	97
Katie's Lane Animal Rehab & Rescue	0	0	0
PAWS Humane Society	0	0	0
Targeted TNR	0	0	0
The Labrador Connection	0	1	0
Touched by a Paw	0	0	0
Winnebago County Animal Services	0	60	0
<b>Total</b>	<b>159</b>	<b>449</b>	<b>160</b>

### Clinic - Spay/Neuter Surgeries Totals

#### Jan 2025

	Dog	Cat	
Spay	20	57	77
Neuter	23	59	82
<b>Total</b>	<b>43</b>	<b>116</b>	<b>159</b>

#### Jan 2024

	Dog	Cat	
Spay	86	141	227
Neuter	84	138	222
<b>Total</b>	<b>170</b>	<b>279</b>	<b>449</b>

#### Jan 2023

	Dog	Cat	
Spay	29	51	80
Neuter	24	56	80
<b>Total</b>	<b>53</b>	<b>107</b>	<b>160</b>



# January 2025 Shelter Report



## Clinic – Vaccine Totals

Vaccines	Administered Jan 2025	Administered Jan 2024	Administered Jan 2023
Bordetella – Intranasal	30	52	0
Bordetella - Oral	0	5	31
DA2PP	36	73	43
DA2PP/Lepto	30	0	0
FelV	10	5	1
FVRCP	82	150	79
Lepto	21	36	20
Lyme	12	21	14
Rabies (1-year)	102	233	81
Rabies (3-year)	27	20	24
<b>Total</b>	<b>350</b>	<b>595</b>	<b>293</b>





# January 2025 Shelter Report



## Clinic – Service Totals

Services	Provided Jan 2025	Provided Jan 2024	Provided Jan 2023
Anal Gland Expression	2	0	1
Additional Service	0	2	0
Blood Draw	2	0	0
CBC/Chemistry – Send Out	5	0	0
CBC/Profile	0	1	0
Certified Veterinary Inspection (CVI)	0	4	0
Chemistry (in-house)	0	1	0
Cherry Eye Repair	0	1	0
Complicated Surgery Fee	0	1	0
Cryptorchid – Abdominal	2	0	0
Cryptorchid Surgery	0	2	0
Ear Cleaning	24	51	17
Ear Cytology	3	4	1
Ear Tip	5	22	6
Exam, Physical	120	98	90
Exam, Recheck	31	21	15
Eye Stain	1	1	0
Fecal Test	4	4	1
Fecal Test – Outside Lab	4	0	0
FelV/FIV Test	8	4	13
Fine Needle Aspirate Cytology	1	0	0
Foreign Body Removal	0	1	0
Gastropexy	0	1	0
Heartworm Test	0	14	5
Heartworm 4DX Test	5	5	5
Hernia Repair – Umbilical	23	1	0
Idexx Snap 4Dx Test	3	2	0
IV Catheter	0	5	0
IV Fluids	0	2	0
Microchip Insertion	5	81	17
Miscellaneous	5	34	0
Nail Trim	37	120	38
Prescription Fee	4	3	3
Pyometra – Emergency	0	1	0
Radiograph	1	0	0
Sedation Only	0	4	0
SDMA & TT4	1	0	0
Urinalysis	3	2	0
Urinalysis Strip	2	0	0
<b>Total</b>	<b>301</b>	<b>493</b>	<b>212</b>